

Australian Ethical is one of Australia's leading ethical fund managers. By investing responsibly in well-managed ethical companies, we deliver competitive financial performance to our clients and positive change to society and the environment. Since our inception in 1986, our Ethical Charter has guided all investment decisions and underpinned our business practices. Every year 10 per cent of our profits\* are distributed to charitable organisations and social impact initiatives through The Australian Ethical Foundation.

## Investment objective

To provide exposure to primarily Australian fixed interest securities that support the Australian Ethical Charter, generating income with some capital growth potential over the medium to long term.

## Price information

**Pricing frequency:** Daily

**Buy/Sell spread:** 0.00%/0.00%

## Fund facts

**Fund size:** \$1.32m

**Benchmark:** Bloomberg AusBond Composite 0+ Years

**Asset class:** Fixed Interest

**Inception date:** 14/06/2012

**Minimum investment timeframe:** 3 years

**Risk level:** Low-Medium

## Identifiers

**ISIN code:** AU60AUG00218

**APIR code:** AUG0021AU

## Distributions

**Frequency:** 2

**Dates:** 30/06, 31/12

## Fees

**Management costs - PDS:** 0.50%

**Minimum initial investment:** \$1,000  
\$500 with a Regular investor plan

**Additional transactional and operational costs:** 0.00%

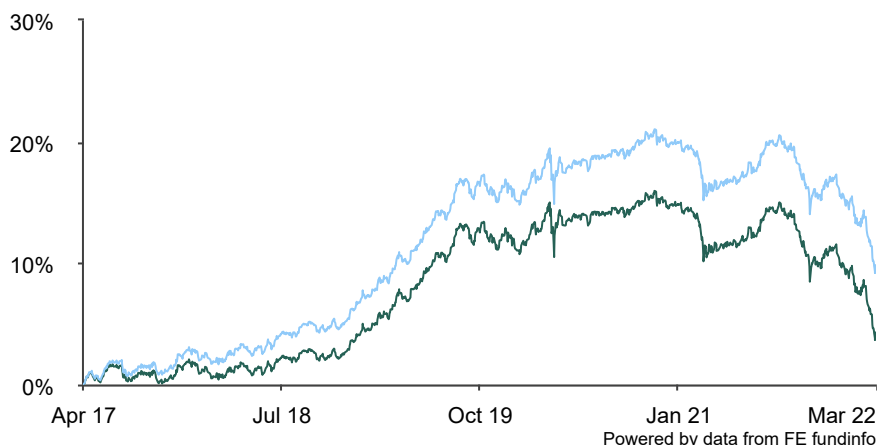
A full explanation of all the fees and costs that you may be charged for investing in the Fund is provided in the Fund's Product Disclosure Statements available from our website [australianethical.com.au](http://australianethical.com.au)

\*(after tax, before bonus expense)

## Investment strategy

The opportunity to invest in a diversified portfolio of interest-bearing investments generating income. The Fund is invested in primarily fixed rate bonds, from issuers such as the Commonwealth and State Governments, banks and other corporate issuers that meet the Australian Ethical Charter.

## Cumulative performance (as at 31/03/2022)



■ Australian Ethical Fixed Interest  
■ Benchmark

## Performance (as at 31/03/2022)

	1m	3m	6m	1y	3y	5y	10y	Since inception
Fund	-3.8%	-6.1%	-7.6%	-6.2%	-1.1%	0.8%	-	2.2%
Benchmark	-3.7%	-5.9%	-7.3%	-5.5%	-0.3%	1.9%	-	3.0%

## Calendar Performance (as at end 2021)

	CY2021	CY2020	CY2019	CY2018	CY2017
Fund	-3.5%	3.7%	6.1%	3.0%	2.2%
Benchmark	-2.9%	4.5%	7.3%	4.5%	3.7%

Source: FE fundinfo.

Total returns are calculated using the sell (exit) price, net of management fees and gross of tax as if distributions of income have been reinvested at the actual distribution reinvestment price. The actual returns received by an investor will depend on the timing, buy and exit prices of individual transactions. Return of capital and the performance of your investment in the fund are not guaranteed. Past performance is not a reliable indicator of future performance. Figures showing a period of less than one year have not been adjusted to show an annual total return. Figures for periods of greater than one year are on a per annum compound basis. The current benchmark may not have been the benchmark over all periods shown in the above chart and tables. The calculation of the benchmark performance links the performance of previous benchmarks and the current benchmark over the relevant time periods.

## Top 10

Government of Australia	56.3%
Queensland Treasury Corp.	7.5%
New South Wales Treasury Corp.	6.5%
Treasury Corporation of Victoria	6.3%
Western Australian Treasury Corp.	2.8%
South Australian Government Financing Authority	1.8%
European Investment Bank	1.0%
KfW	1.0%
Landwirtschaftliche Rentenbank	1.0%
International Finance Corp.	0.9%

## Ratings and awards

### RIAA

Certification:



## Why invest ethically?

**Portfolio diversification:** Diversify your portfolio by investing in companies and sectors not well covered by other fund managers and brokers.

**Help build a better world:** Invest in the new, low - carbon economy, fund medical and technology breakthroughs, efficient transport and more.

**Promote human rights:** We strive to avoid any investment in companies involved in the poor treatment of asylum seekers or the exploitation of workers through poor working conditions.

## Need Help?

Contact us Monday-Friday on:

**T** 1800 021 227

**F** 02 9252 1987

**E** [investors@australianethical.com.au](mailto:investors@australianethical.com.au)

**W** [australianethical.com.au](http://australianethical.com.au)

Australian Ethical Investment Ltd

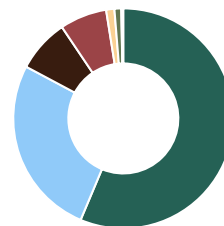
c/o Boardroom Pty Ltd

GPO Box 3993

Sydney NSW 2001

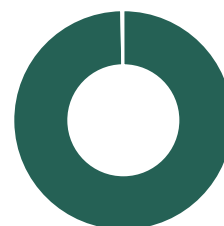
## Sector allocation

Government	56.3%
State Government	26.4%
SSA	7.8%
Corporate Credit	6.9%
Bank Senior Debt	1.2%
Bank Covered	1.0%
Cash	0.3%



## Asset allocation

Australian Fixed Interest	99.7%
Cash	0.3%



## Commentary

March Quarter gross returns for the Australian Ethical Fixed Interest Fund were -5.98%, 0.10% behind the fund benchmark, the Bloomberg Ausbond Composite Bond Index 0+. After fees the retail units fell 6.10% and wholesale units fell 6.05%. The significant decline for the quarter follows a volatile quarter which saw bond yields rising at almost all points across the yield curve: the 10 year yield increased from 1.6% to 2.8%. This repricing of bonds quickly moved beyond the anticipated "normalization" of interest rate policy by Central Banks, away from emergency settings introduced at the start of the pandemic, and instead quickly shifted to pricing a more aggressive stance of policy where interest rates are expected to be increased beyond a "neutral" level to a restrictive stance in order to fight inflation. This followed comments from the US Federal Reserve at their March meeting, indicating a willingness to do what was required to restore price stability after US inflation exceeded 7% though the first reads of the year. When bond yields rise, the market value of those bonds declines, and the extent of that movement is determined by the duration of the bond (or portfolio). Since the end of the previous quarter, the fund has been positioned with a neutral duration versus the benchmark with a portfolio average of 5.8. The overall yield to maturity of the fund increased from 1.44% at the end of December to 2.59% at the end of the quarter. The fund remains in a neutral duration position.

Australian Ethical Investment Ltd (ABN 47 003 188 930, AFSL 229949) is the Responsible Entity of the Australian Ethical managed funds. This information is of a general nature and is not intended to provide you with financial advice or take into account your personal objectives, financial situation or needs. Before acting on the information, consider its appropriateness to your circumstances and read the Financial Services Guide (FSG) and relevant product disclosure statement (PDS) available at [www.australianethical.com.au/managedfunds/pds](http://www.australianethical.com.au/managedfunds/pds). You may wish to seek independent financial advice from a licensed financial adviser before making an investment decision. The performance of your investment in the Australian Ethical is not guaranteed; past performance is not a reliable indicator of future performance. The information contained in this document is believed to be accurate at the time of compilation.

Where MSCI data is used, data is the property of MSCI. No use or distribution without written consent. Data provided "as is" without any warranties. MSCI assumes no liability for or in connection with the data. For full MSCI and RIAA disclaimer, please see <https://www.australianethical.com.au/sources/>