

## ASX Announcement

ASX Code: AEF

Date: 26 September 2008

### AEI full year results

Australian Ethical's full year results for 2008 are attached.

The Australian Ethical group (Australian Ethical Investment Ltd and its wholly owned subsidiary, Australian Ethical Superannuation Pty Ltd) has recorded a consolidated net profit after income tax expense for the year ending 30 June 2008 of \$1,651,790. This is a slight increase to the profit figure of \$1,639,452 reported in the preliminary final report.

As at 30 June 2008, funds under management were \$562M (ex. distribution). Funds under management now stand at \$588M.

The trading result of \$1,651,790 is net of a provision for payment of part of the company's profits to community groups. The constitution of Australian Ethical requires ten percent of its annual profits to be donated to conservation, benevolent and charity organisations.

The total amount provisioned for 2008 is \$200,891. This means that Australian Ethical has donated over \$800,000 back into the community over the last decade. Australian Ethical is extremely proud of its record of community grants.

End./

#### **Company Background**

Australian Ethical Investment Ltd is a funds manager that specialises exclusively in ethical funds management. It offers managed investment schemes and corresponding superannuation strategies (for accumulation and pension accounts). The Australian Ethical Charter is the foundation of the investment process. It aims to avoid harmful investments and actively seeks investments that benefit society and the environment. Uniquely, the company's constitution requires that 10% of profit is donated to charitable and conservation initiatives.

## DIRECTORS' REPORT

The directors of Australian Ethical Investment Limited, the controlling entity, present their report on the company and its controlled entity for the financial year ended 30 June 2008. In compliance with the Corporations Act 2001, the directors report as follows:

### Directors

The name of each person who has been a director during the year ended 30 June 2008 and to the date of this report are:

<i>Name</i>	<i>Time in office</i>	
Caroline Le Couteur	17 years	
James Thier	17 years	
Howard Pender	17 years	
Naomi Edwards	3 years	
Pauline Vamos	1 year	Resigned 31 August 2007
Justine Hickey	1 year	
Anne O'Donnell	< 1 year	Appointed 29 May 2008
Dr Les Coleman	< 1 year	Appointed 1 July 2008
André Morony	< 1 year	Appointed 1 July 2008

Directors have been in office since the start of the financial year to the date of this report unless otherwise stated.

### Company Secretaries

The name of each person who was a company secretary of the company as at the end of the financial year are:

*Name*  
Philip George

### Principal activities

The principal activity of the controlling entity during the financial year was to manage six public offer ethical investment trusts (registered managed investment schemes). The controlling entity's wholly owned subsidiary, Australian Ethical Superannuation Pty Limited, was trustee of the Australian Ethical Retail Superannuation Fund during the financial year.

Other than as described, there were no other significant changes in the nature of the controlling entities activities during the year.

### Operating results

The consolidated entity (Australian Ethical Investment Limited and its wholly owned subsidiary, Australian Ethical Superannuation Pty Ltd) has recorded a consolidated net profit after income tax expense for the year ending 30 June 2008 of \$1,651,790. This result is a 9% decrease on the result of \$1,819,177 for the previous financial year.

### Review of operations

The 2008 result reflects the volatility and uncertainty that has been experienced in global financial markets following the "sub-prime" crisis in the USA. Whilst the Australian Ethical trusts had no direct exposure to any of these financial instruments the trusts have experienced the impact of falling asset prices and depressed investor sentiment.

The company experienced strong growth in funds under management during the first half of the financial year with funds under management peaking at \$645M. This growth and the revenue generated cushioned the impact of downward market movements and a decline in investor confidence which occurred in the second half of the financial year. As at 30 June 2008, funds under management totalled \$562M (ex. distribution). This compares with funds under management of \$552M (ex. distribution) as at 30 June 2007. The aggregate distribution amount paid for the current period was \$9M, compared to a distribution the previous year of \$59M.

The flatness in funds under management, combined with some increased costs and additional expenditure on business development resulted in an increase in the costs to income ratio<sup>1</sup> - increasing from 76% in 2007 to 80%. This increase is in contrast with the steadily declining trend experienced in the past 4 financial years. Return on equity was also impacted falling from 26.1% to 20.6%

The superannuation business (Australian Ethical Superannuation Pty Ltd) again contributed significantly to the group result and superannuation continues to be a growth engine of the business. The 2007/2008 financial year results include one-off costs incurred in transitioning the administration of the superannuation fund to a new administration provider.

As required under the company's constitution, an amount of \$200,891 has been provisioned as tithe for this year and will be donated to a number of non-profit organisations for useful charitable, benevolent or conservation purposes.

Except as described under Principal Activities above, during the 2007/2008 financial year the company did not make any significant changes to its core funds management operations.

Mr David Ferris resigned as Chief Investment Officer early in 2008. Mr James Jordan undertook the role until it was filled in August 2008. Mr Paul Harding-Davis was appointed as Head of Distribution in January 2008. The appointment of Mr Harding-Davis supports the company's stated strategy of broadening our reach beyond our direct retail customer base. There were no other significant changes in management or organisational structure.

The company continues to apply the principles of the Australian Ethical Charter in its investment and business activities.

### **Financial position**

The company's capital structure and policies remain relatively simple. The company currently has no debt and capital not required for working purposes is held as an investment in Trevor Pearcey House and in an investment portfolio comprising triple A rated (or equivalent) securities, senior bank debt and corporate rated debt.

Maintenance of a certain level of capital is a condition of the company's Australian Financial Services Licence. The company currently meets the \$5.0M capital requirement above which no extra capital is required as a result of increased funds under management.

The company has a comprehensive risk management process designed to deal with significant operational risks as identified by management and the directors.

### **Business strategies, future prospects and likely developments**

A significant portion of investment in the Australian Ethical trusts comes from retail clients. The company's retail investors have traditionally been "sticky" in times of market downturn and

---

<sup>1</sup> Tithes expense is not included in costs when calculating this ratio.

historically the trusts have not experienced significant outflows at these times. However, Australian Ethical is not immune to market volatility and negative investor sentiment. It is highly likely that these factors will impact FUM, revenue and profitability during the 2008/2009 financial year.

Offsetting these impacts are savings which the company expects will flow from recent changes to custodian and superannuation administration providers. The company will continue to focus on building and servicing its clients and streamlining its processes, ensuring scalability and efficiency of operations.

The company reviews its product offerings annually and this analysis forms the basis of decisions regarding product offerings. The company believes that the rise in shareholder activism offers some exciting opportunities to leverage its expertise and to expand its customer base. The company is currently exploring the possibility of bringing to market a product which will take advantage of this trend.

At this time the company has no plans to make any significant changes to its core operations in the coming financial year.

Other information relating to business strategies and likely developments has not been disclosed because it may cause unreasonable prejudice to those activities.

#### **Events subsequent to balance date**

Dr Les Coleman and Mr André Morony were appointed to the Board effective 1 July 2008.

Mr Martin Halloran has been appointed as the company's Chief Investment Officer. He will take up his role in late August 2008.

The directors have declared that a final dividend of \$1.20 per ordinary share (fully franked) be paid to shareholders. This is in addition to the interim dividend of 45 cents per ordinary share paid in March 2008. The total dividend for the year will be \$1.65 per share.

The Board notes that the declaration and quantum of any future dividend will depend on the company's ongoing performance and capital requirements. In particular, no inference should be drawn about the quantum of any future dividend based on the quantum of 2007-08 dividend, or on the dividend payout ratio for the 2007-08 year.

On 27 August 2008 the board authorised the grant of 49,200 options to staff. The terms and conditions attached to the options are as set under the employee share ownership scheme approved at the 2005 annual general meeting, except that the board has decided to include two additional terms. The additional terms relate to vesting due to a change of control and a first right of refusal to buy-back shares issued upon the exercise of the options where the company has an employee share buy-back in place. As these terms were not included in the scheme approved at the 2005 annual general meeting, the issue of these options will count towards the 15% limit imposed under Listing Rule 7.1 of the Australian Securities Exchange. The board intends to seek member approval under Listing Rule 7.4 for the grant of these options at the 2008 annual general meeting. If approval is obtained, the issue of the options will no longer count towards the 15% limit.

Australian Ethical Superannuation Pty Ltd ('AES') is in dispute with United Funds Management Limited (United), its former fund administrator. AES believes that United has failed to provide the contracted services and that it has valid claims for damages against United. United is seeking payment of monies invoiced to AES for the service in the reporting period (approximately \$250,000). Notwithstanding the dispute, and without any prejudice to AES' claims, AES has recognised as expenses the disputed invoices in its 2008 financial statements consistent with a conservative accounting approach. Similarly, a liability for the disputed amount will be included on

the AES balance sheet. The approach of AES is reflected in the consolidated financial statements. AES and United continue to discuss the claims and disputed invoices.

No other matters or circumstances have arisen since the end of the financial year which significantly affected or may significantly affect the operations of Australian Ethical Investment Ltd and its controlled entity, the results of those operations or the state of affairs of Australian Ethical Investment Ltd in financial years subsequent to the financial year ended 30 June 2008, other than as outlined in this report.

### **Directors' indemnification**

The constitution of the controlling entity provides a general indemnity for officers of the company against liabilities incurred in that capacity, including costs and expenses in successfully defending legal proceedings.

During the financial year, the company paid a premium in respect of a contract insuring the directors of the company (as named above), the company secretary, and all officers of the company and of any related body corporate against a liability incurred as such a director, secretary or officer to the extent permitted by the Corporations Act 2001. The contract of insurance prohibits disclosure of the nature of the liability and the amount of the premium.

During the year the company entered into deeds of indemnity, insurance and access with directors and officers which provides a general indemnity against liabilities incurred in that capacity to the extent permitted by the Corporations Act 2001.

The deed obligates the company to use its reasonable endeavours to obtain and maintain insurance for the benefit of a director or officer of the company and any subsidiary, to the extent that such coverage is available in the market on terms which the company reasonably considers financially prudent and on terms consistent with the practice of comparable companies operating in similar markets.

The deed also provides that the company will pay on behalf of the director or officer or lend to the director or officer the amount necessary to pay the reasonable legal costs incurred by the director or officer in defending an action for a liability incurred as a director or officer of the company or a subsidiary on such terms as the company reasonably determines. The director or officer must repay to the company such legal costs if they become legal costs for which the company was not permitted by law to indemnify the director or officer. The company need not pay or provide a loan to the director or officer to the extent that the director or officer is actually reimbursed for legal costs as they fall due under an insurance policy or otherwise.

The company has not otherwise, during or since the financial year, indemnified or agreed to indemnify a director, officer or auditor of the company or of any related body corporate against a liability incurred as such director, officer or auditor.

### **Directors' particulars**

#### *Qualifications, experience and special responsibilities*

Caroline Le Couteur B.Ec., B.Bus., Grad.Dip.(Env. & Dev. Man.), FAICD  
Executive Director

Caroline has been committed to environmental conservation and social justice throughout her life. She is a member of the national council of the Australian Conservation Foundation and has been a candidate for the Greens in both ACT and Federal elections. Caroline has held senior government positions in information management. She is the company's information technology manager and, until September 2002, was also the funds administrator.

**AUSTRALIAN ETHICAL INVESTMENT LIMITED**  
**A.B.N 47 003 188 930**  
**AND CONTROLLED ENTITY**

James Thier B.Sc.(Hons)  
Executive Director

James has had academic experience as a researcher and has taught in the faculties of economics, environmental studies and geography at the University of NSW. He has held senior positions in local government and within peak bodies of the credit union movement. James is the company's business development manager. James is also a director of Australian Ethical Superannuation Pty Ltd and is on the investment and compliance committees. In 2007 James, undertook a Churchill Fellowship to examine the mechanisms of shareholder advocacy.

Howard Pender B.A.(Hons)  
Executive Director

Howard received a university medal in economics from the Australian National University. He worked at the Commonwealth Treasury and then as Senior Economist at Bankers Trust in Sydney. From 1992 to 1997, he was a Visiting Fellow in the Centre for International and Public Law at the Australian National University. Howard has been a director of two other ASX listed companies. Howard is a director of Australian Ethical Superannuation Pty Ltd and is a member of the finance and investment committees.

Naomi Edwards BSc (Hons) FIA FIAA FNZSA  
Non-Executive Chair

Naomi is a Fellow of the Institute of Actuaries and has a high level of financial experience with practical conservation and environmental links. Naomi was Partner in charge of the financial services industry group within Deloitte Touche Tohmatsu in Sydney and leader of the financial services practice for Trowbridge Consulting for many years. She has undertaken pro bono work providing actuarial assistance for environmental and social organisations. Naomi chairs the remuneration committee and is a member of the audit, investment and compliance and risk committees. Naomi is also a director of Australian Ethical Superannuation Pty Ltd.

Justine Hickey BCom GAICD SAFin ASIP(UK)  
Non-Executive Director

Justine has over 15 years experience in investment and funds management, as an equities portfolio manager and in senior management. She was Head of Equities at Suncorp Investment Management in Brisbane until 2004 and previously a Portfolio Manager at Flemings Investment Management (now JP Morgan) in the UK. Justine is a director of Hyperion Flagship Investments Ltd and chairs the Youth Enterprise Trust Foundation - which supports disadvantaged youth. She also is a member of the investment committees of Dalton Nicol Reid and the University of Melbourne. Justine was recently appointed a director of the Rio Tinto Staff Fund Pty Ltd . Justine chairs the investment committee and is a member of the finance and remuneration committees.

Anne O'Donnell BA MBA FAICD  
Managing Director

Prior to joining Australian Ethical, Anne held a senior management position with the ANZ Bank and has extensive knowledge of the finance industry. Whilst at ANZ, Anne was a staff elected director of the ANZ Staff Superannuation Fund, which managed \$1B on behalf of 24,000 members. Anne is the chair of the finance committee, and attends meetings of the company's investment, compliance and risk, and remuneration committees. She is also a director of the Community CPS Australia Credit Union.

Dr Les Coleman B.Eng.(Hons), B.Sc.(Hons), M.Ec., PhD  
Non-Executive Director

Les has been a trustee of two superannuation funds, a director of ten companies involved in finance, retail and distribution and has over 20 years experience in senior management positions. Since 2004, Les has been a Senior Lecturer at the Finance Department of the University of Melbourne and has

**AUSTRALIAN ETHICAL INVESTMENT LIMITED**  
**A.B.N 47 003 188 930**  
**AND CONTROLLED ENTITY**

published many articles and papers, particularly in the area of risk management. For four years Les was a weekly columnist with The Australian newspaper.

André Morony B.Ec.(Hons), M.Ec.  
Non-Executive Director

André started his 30 years in the finance sector at the Commonwealth Treasury, representing Australia at the Organisation for Economic Cooperation and Development before taking various roles at Bankers Trust (BT) including as Chief Economist and Chief Investment Officer. From 2001-2006, André was Chief Investment Officer at ARIA, and he currently sits on the boards of ABN AMRO Investments Australia, Challenger LBC Terminals Jersey Limited and Steam Packet Group. He is also on the Catholic Superannuation Fund investment committee.

*Directors' meetings*

The number of directors' meetings (including meetings of committees of directors of which not all directors are members) and number of meetings attended by each of the directors of the controlling entity during the financial year are:

Director	Board		Audit		Finance		Investment		Remuneration		Compliance and Risk	
	Eligible	Attend	Eligible	Attend	Eligible	Attend	Eligible	Attend	Eligible	Attend	Eligible	Attend
Caroline Le Couteur	7	7										
James Thier	7	7					4	4			4	4
Howard Pender	7	7			9	9	4	4				
Naomi Edwards	7	7	3	3			4	4	2	2	3	3
Pauline Vamos	1	1	1	1	1	1					1	1
Justine Hickey	7	7			9	8	4	4	2	2		
Anne O'Donnell	2	2			1	1						

*Directorships held in other listed entities in the last three years*

Name	Entity
Pauline Vamos	Plan B Group Holdings Limited
Justine Hickey	Hyperion Flagship Investments Limited
André Morony	Macquarie Private Capital Group Limited

*Directors' relevant interests in securities of the company*

Parent Entity Directors	Fully paid ordinary shares Numbers	Share option numbers
Caroline Le Couteur	49,436	5,944
James Thier	49,739	4,749
Howard Pender	49,712	3,913
Justine Hickey	700	-
Anne O'Donnell	8,982	8,940

*Directors' holdings in registered schemes made available by the company*

Caroline Le Couteur holds 918.6569 units in the Australian Ethical Balanced Trust.

Anne O'Donnell holds 4061.8233 units in the Australian Ethical Large Companies Share Trust.

*Issue of shares and options to executive directors – ASX Listing Rule 10.14*

The number of shares and options issued to executive directors under the employee share ownership plan is detailed in this Report. Shareholder approval for the issue of shares and options to executive directors was obtained under ASX listing rule 10.14 at the Annual General Meeting held in November 2006.

**Remuneration report**

The information which follows through to the end of the section titled *Employment contracts of directors and senior executives* is subject to audit by the external auditor.

*Names and positions of key management personnel (directors and named executives) at any time during the financial year*

Parent entity directors

<b>Name</b>	<b>Position</b>	
Caroline Le Couteur	Director, executive	
James Thier	Director, executive	
Howard Pender	Director, executive	
Naomi Edwards	Chairperson, non-executive	
Pauline Vamos	Chairperson, non-executive	Resigned 31 August 2007
Justine Hickey	Director, non-executive	
Anne O'Donnell	Managing Director, executive	Appointed 29 May 2008
Les Coleman	Director, non-executive	Appointed 1 July 2008
André Morony	Director, non-executive	Appointed 1 July 2008

Executives

<b>Name</b>	<b>Position</b>	
David Ferris	Investment manager	Resigned 27 March 2008
Philip George	Company secretary / legal counsel	
Ruth Medd	Director of wholly-owned entity	
Gary Leckie	Chief financial officer	
Paul Harding Davis	Head of Distribution	Appointed 14 January 2008
Tim Xirakis	Finance Investment Manager	

The Corporations Act 2001 requires disclosure of compensation of key management personnel. Key management personnel is defined as persons having authority and responsibility for planning, directing and controlling the activities of the entity, directly or indirectly, including any director (whether executive or otherwise) of that entity.

The Corporations Act 2001 also requires disclosure of the remuneration of:

1. each of the 5 named company executives who receive the highest remuneration for that year; and
2. if consolidated financial statements are required—each of the 5 named relevant group executives who receive the highest remuneration for that year.

With the exception of Ruth Medd, the above named directors and executives are key management personnel of the company. Ruth Medd is a group executive.

*Remuneration policy*

Directors

The aggregate amount of remuneration payable to directors for the performance of their duties as directors is set by the company in general meeting from time to time. In proposing any motions on director remuneration to a general meeting, the board has regard to market rates for directorships in similar companies operating in similar industries. It also has regard to recommendations from its Remuneration Committee. Within the approved aggregate amount, fees paid to individual directors for services as a director are determined by the Board. Currently, the chair receives a higher amount, with other directors receiving an equal amount.



Under the constitution, directors are also entitled to be paid reasonable expenses, remuneration for extra services, retirement benefits and superannuation contributions. In particular, directors are paid for serving on board committees.

There are currently no arrangements to pay any director a retirement benefit.

Secretaries, senior managers, executive directors and group executives

During the reporting period, the company's remuneration policy was to treat all staff (including secretaries, senior managers, executive directors and group executives) in an equitable fashion. During the reporting period, remuneration for one senior manager included an 'at risk' component linked to performance criteria. All permanent staff (including secretaries, senior managers, executive directors) received a cash salary and participated in a staff bonus and employee share ownership scheme. The arrangements did not apply to non-executive directors.

For the one senior manager with an at risk component, the performance conditions required the manager to achieve business development objectives on: funds under management; engagement with asset consultants, ratings agencies and institutional clients; and development of marketing strategies / collateral. These performance conditions were chosen to align the manager's objectives with those set out in the company's strategic plan. The managing director was responsible for assessing whether the performance conditions were met. The managing director was able to assess both the quantitative and qualitative aspects of the performance criteria.

The company's general remuneration policy also accords with the Australian Ethical Charter, as set out in the constitution of the company. It is designed to ensure the company does not

*"exploit people through the payment of low wages or the provision of poor working conditions"*

and to facilitate:

*"the development of workers participation in the ownership and control of their work organisations and places."*

The company reviews individual remuneration annually. As part of this process it benchmarks its remuneration levels and its policies on employee benefits and work / life balance. Individual staff remuneration is considered with reference to the benchmarks and in accordance with guidelines approved by the board. The board aims to remunerate responsibly and fairly, with reference to the market.

All permanent staff are eligible to participate in an annual staff bonus. Under the company's constitution, before the directors recommend any dividend to be paid out of profits of any one year, they must pay a bonus<sup>2</sup> to current employees which is set by reference to the profit of the company for that year. Each full time staff member receives the same bonus amount and part-time staff (or those not employed full-time through the full year) receive a pro-rata amount. The company's constitution provides that the bonus can be (and often has been) satisfied by the issue of shares, under the employee share ownership scheme.

Also, under an employee share ownership scheme which operated during the reporting period, a pool of options which would, if exercised, amount to 5% of the company's existing ordinary share capital were issued to staff. All permanent, non-probationary staff were eligible to participate in the plan. The options<sup>3</sup> were issued for nil consideration and the price at which the options are exercisable was set at 10% in excess of the market price of the shares as at the date of grant. The number of options received by an individual staff member depended on their remuneration. Options are not exercisable for a period of three years from their date of grant. At the end of the three year period, options must

---

<sup>2</sup> See *Note 1(k)* in the attached financial report

<sup>3</sup> See *Note 24* in the attached financial report

be exercised within a three month exercise window or they lapse. During the three month exercise window, options can also be sold once, with the transferee then needing to exercise during the three month window, or the options lapse. In most circumstances, options will also lapse where an employee's employment ceases before the options are exercisable. The options confer no voting or dividend rights.

*Performance-based remuneration and company performance*

The payment of the staff bonus is set by reference to the profit of the company for a relevant year. Higher company profits in a year correspondingly increase the aggregate amount that directors could determine be paid to current employees as a bonus.

Details of options issued under the employee share ownership plan are set out under remuneration policy above. Options are performance based in two ways. Firstly, in most cases, staff must remain an employee for three years from the date of grant of the options to be entitled to exercise them. Option value can only be realised if an employee contributes a significant further period of service to the company. Secondly, option value can only be realised if the market value of the underlying shares increase by 10% between the period of grant and the period when the options can be exercised.

The remuneration policy discussed above has broadly been in place for the current and the previous five financial years, except that an individual performance based element was introduced for one senior manager during the reporting period.

Dividends through the same period have increased from a dividend out of the profits of the 2001/2002 year of 20 cents per share to a dividend out of the 2006/2007 year profits of 192 cents per share. The dividend declared by the directors for the 2007/2008 year is 165 cents per share.<sup>4</sup>

The company's shares have traded on the ASX since 17 December 2002. Movements in closing share price at the beginning and end of financial years since listing are as follows:

<b>Date</b>	<b>Closing Daily Price<sup>5</sup></b>
17 December 2002	\$12.50
30 June 2003	\$11.30
30 June 2004	\$13.00
30 June 2005	\$17.20
30 June 2006	\$28.50
30 June 2007	\$48.00
30 June 2008	\$34.00

The company's earnings over the last five years are as follows:

<b>Year</b>	<b>Earnings</b>
2003/2004	\$459,761
Adoption of AIFRS	
2004/2005	\$784,419
2005/2006	\$1,362,612
2006/2007	\$1,819,177
2007/2008	\$1,651,790

<sup>4</sup> An interim dividend of 45 cents per share was paid in March 2008, so the final payment to shareholders will be 120 cents per share.

<sup>5</sup> Where shares were not traded on the day specified, the price quoted is the closing daily price when trades did occur on the day earlier than and closest to the date specified.

**AUSTRALIAN ETHICAL INVESTMENT LIMITED**  
**A.B.N 47 003 188 930**  
**AND CONTROLLED ENTITY**

*Remuneration details for the year ended 30 June 2008*

Parent entity directors' remuneration

2008	Short-term employee benefits			Post Employment benefits Super	Other Long-term Benefits	Termination Benefits	Share-based Payment		Total	S300A(1)(e) Proportion of remuneration performance related %	S300A(1)(e)(vi) Value of options as proportion of remuneration %
	Cash Salary and Fees	STI cash bonus	Other				Bonus Shares	Options			
	\$	\$	\$				\$	\$			
Caroline Le Couteur	142,503	6,000	-	13,230	3,544	-	-	15,044	180,321	-	8.3
James Thier	157,324	4,800	-	13,566	3,191	-	-	12,743	191,624	-	6.6
Howard Pender	159,245	3,900	-	13,420	3,171	-	-	12,709	192,445	-	6.6
Naomi Edwards	58,416	-	-	5,257	-	-	-	-	63,673	-	-
Pauline Vamos	9,249	-	-	750	-	-	-	-	9,999	-	-
Justine Hickey	26,651	-	-	2,408	-	-	-	-	29,059	-	-
Anne O'Donnell	213,858	6,000	-	18,760	6,250	-	-	25,410	270,278	-	9.4
<b>Total</b>	<b>767,246</b>	<b>20,700</b>	<b>-</b>	<b>67,391</b>	<b>16,156</b>	<b>-</b>	<b>-</b>	<b>65,906</b>	<b>937,399</b>		
<b>2007</b>											
George Pooley	19,749	-	-	-	-	-	-	-	19,749	-	-
Caroline Le Couteur	142,449	5,500	-	12,017	3,431	-	-	7,907	171,304	-	4.6
James Thier	143,516	-	-	11,804	2,016	-	3,759	5,928	167,023	-	3.5
Howard Pender	138,954	3,575	-	11,633	2,089	-	-	6,082	162,333	-	3.7
Naomi Edwards	39,300	-	-	3,150	-	-	-	-	42,450	-	-
Pauline Vamos	52,223	-	-	4,205	-	-	-	-	56,428	-	-
Justine Hickey *	17,314	-	-	741	-	-	-	-	18,055	-	-
<b>Total</b>	<b>553,505</b>	<b>9,075</b>	<b>-</b>	<b>43,550</b>	<b>7,536</b>	<b>-</b>	<b>3,759</b>	<b>19,917</b>	<b>637,342</b>		

Named executives remuneration (including other key management personnel)

2008	Short-term employee benefits			Post Employment benefits Super	Other Long-term Benefits	Termination Benefits	Share-based Payment		Total	S300A(1)(e) Proportion of remuneration performance related %	S300A(1)(e)(vi) Value of options as proportion of remuneration %
	Cash Salary and Fees	STI cash bonus	Other				Bonus Shares	Options			
	\$	\$	\$				\$	\$			
David Ferris	165,939	-	-	10,938	-	-	5,885	20,378	203,140	-	10.0
Philip George	177,416	6,000	-	15,365	3,643	-	-	20,740	223,164	-	9.3
Ruth Medd	35,488	-	-	3,194	-	-	-	-	38,682	-	-
Gary Leckie	152,178	6,000	-	13,594	4,572	-	-	14,843	191,187	-	7.8
Tim Xirakis	160,430	6,000	-	15,381	3,515	-	-	14,918	200,244	-	7.5
Paul Harding Davis	91,566	16,000	-	8,950	1,749	-	-	-	118,265	13.5	-
<b>Total</b>	<b>783,017</b>	<b>34,000</b>	<b>-</b>	<b>67,422</b>	<b>13,479</b>	<b>-</b>	<b>5,885</b>	<b>70,879</b>	<b>974,682</b>		
<b>2007</b>											
Anne O'Donnell	190,804	5,500	-	17,259	5,659	-	-	12,043	231,265	-	5.2
David Ferris	158,681	-	-	13,843	5,046	-	5,290	9,307	192,167	-	4.8
Mark Bateman	140,481	5,500	-	7,076	-	-	-	7,916	160,973	-	4.9
Philip George	162,880	5,500	-	14,088	3,503	-	-	9,754	195,725	-	5.0
Ruth Medd	28,500	-	-	1,800	-	-	-	-	30,300	-	-
Gary Leckie	118,374	5,500	-	10,257	2,849	-	-	5,974	142,954	-	4.2
<b>Total</b>	<b>799,720</b>	<b>22,000</b>	<b>-</b>	<b>64,323</b>	<b>17,057</b>	<b>-</b>	<b>5,290</b>	<b>44,994</b>	<b>953,384</b>		

Cash bonus compensation benefits

Details of cash bonuses paid to key management personal are included in the remuneration tables set out above. The annual staff cash bonuses were paid on 24 September 2007. The cash bonus for Mr Harding-Davis was paid on 13 June 2008. The nature of the cash bonuses and the criteria used to determine the amount of the payments are detailed in the remuneration policy and in the discussion on performance-based remuneration and company performance.

**AUSTRALIAN ETHICAL INVESTMENT LIMITED**  
**A.B.N 47 003 188 930**  
**AND CONTROLLED ENTITY**

Analysis of bonuses included in remuneration

The vesting profile of short term-incentive bonuses are detailed below. No amounts vest in future financial years in respect of the short term-incentive bonuses for the 2008 year.

	Short term incentive bonus			
	Cash bonus (1)	Performance bonus (\$)	% vested in year	% forfeited in year (2)
<b>Parent Entity Directors</b>				
Caroline Le Couteur	6000	-	100%	-
James Thier	4800	-	100%	-
Howard Pender	3900	-	100%	-
Anne O'Donnell	6000	-	100%	-
<b>Named executives (including other key management personnel)</b>				
Philip George	6000	-	100%	-
Gary Leckie	6000	-	100%	-
Tim Xirakis	6000	-	100%	-
Paul Harding Davis	-	16000	69%	31%

(1) Details of cash and performance bonus have been provided in the director's report under remuneration policy

(2) The amounts forfeited are due to the performance or service criteria not being met in relation to the current financial year

*Equity based remuneration*

Equity based remuneration consists of grants of options under the company's employee share ownership plan. Details of the employee share ownership plan (including the service and performance criteria) are provided in the section on remuneration policy above and in Note 24 of the attached financial report.

Options over ordinary shares granted as compensation during reporting period

	Number of options vested during 2008	Number of options granted during 2008 (1)	Grant date	Fair value per option at grant date (2) (\$)	Exercise price per option (\$)	First exercise /expiry date	Last exercise /expiry date
<b>Parent Entity Directors</b>							
Caroline Le Couteur	2,513	1,791	24/09/2007	8.40	57.57	24/09/2010	23/12/2010
James Thier	2,058	1,517	24/09/2007	8.40	57.57	24/09/2010	23/12/2010
Howard Pender	861	1,513	24/09/2007	8.40	57.57	24/09/2010	23/12/2010
Naomi Edwards	-	-		-	-	-	-
Pauline Vamos	-	-		-	-	-	-
Justine Hickey	-	-		-	-	-	-
Anne O'Donnell	2,865	3,025	24/09/2007	8.40	57.57	24/09/2010	23/12/2010
	8,297	7,846					
<b>Named executives (including other key management personnel)</b>							
David Ferris	2,551	2,426	24/09/2007	8.40	57.57	24/09/2010	23/12/2010
Philip George	-	2,469	24/09/2007	8.40	57.57	24/09/2010	23/12/2010
Ruth Medd	-	-		-	-	-	-
Gary Leckie	1,275	1,767	24/09/2007	8.40	57.57	24/09/2010	23/12/2010
Tim Xirakis	-	1,776	24/09/2007	8.40	57.57	24/09/2010	23/12/2010
Paul Harding Davis	-	-		-	-	-	-
	3,826	8,438					

(1) Each option above is granted by Australian Ethical Investment Limited (AEI) and is for one ordinary share in AEI.

(2) Options were granted as part of remuneration and the recipient did not otherwise pay for the grant of the options.

**AUSTRALIAN ETHICAL INVESTMENT LIMITED**  
**A.B.N 47 003 188 930**  
**AND CONTROLLED ENTITY**

Exercise of options during the reporting period

During the reporting period the following shares were issued on the exercise of options previously granted as compensation. There are no amounts unpaid on the shares.

Parent Entity Directors	Number of shares	Amount paid \$ /share
Caroline Le Couteur	2513	16.28
James Thier	2058	16.28
Howard Pender	861	16.28
Anne O'Donnell	2865	16.28
<b>Named executives (including other key management personnel)</b>		
David Ferris	2551	16.28
Gary Leckie	1275	16.28

Analysis of options over ordinary shares granted as compensation

Details of vesting profiles of options granted as compensation are detailed below:

Parent Entity Directors	Options granted			% vested in year	% forfeited in year	Financial years in which grant vests
	Option Series	Number	Date			
Caroline Le Couteur	AEFAI	2513	23/09/2004	100%	-	23/09/2007
	AEFAQ	2243	21/09/2005	-	-	21/09/2008
	AEFAS	1910	22/09/2006	-	-	22/09/2009
	AEFAT	1791	24/09/2007	-	-	24/09/2010
James Thier	AEFAI	2058	23/09/2004	100%	-	23/09/2007
	AEFAQ	1800	21/09/2005	-	-	21/09/2008
	AEFAS	1432	22/09/2006	-	-	22/09/2009
	AEFAT	1517	24/09/2007	-	-	24/09/2010
Howard Pender	AEFAI	861	23/09/2004	100%	-	23/09/2007
	AEFAQ	931	21/09/2005	-	-	21/09/2008
	AEFAS	1469	22/09/2006	-	-	22/09/2009
	AEFAT	1513	24/09/2007	-	-	24/09/2010
Anne O'Donnell	AEFAI	2865	23/09/2004	100%	-	23/09/2007
	AEFAQ	3006	21/09/2005	-	-	21/09/2008
	AEFAS	2909	22/09/2006	-	-	22/09/2009
	AEFAT	3025	24/09/2007	-	-	24/09/2010
<b>Named executives (including other key management personnel)</b>						
David Ferris	AEFAI	2551	23/09/2004	100%	-	23/09/2007
	AEFAQ	2611	21/09/2005	-	100%	21/09/2008
	AEFAS	2248	22/09/2006	-	100%	22/09/2009
	AEFAT	2426	24/09/2007	-	100%	24/09/2010
Philip George	AEFAQ	1550	21/09/2005	-	-	21/09/2008
	AEFAS	2356	22/09/2006	-	-	22/09/2009
	AEFAT	2469	24/09/2007	-	-	24/09/2010
Gary Leckie	AEFAI	1275	23/09/2004	100%	-	23/09/2007
	AEFAQ	1387	21/09/2005	-	-	21/09/2008
	AEFAS	1443	22/09/2006	-	-	22/09/2009
	AEFAT	1767	24/09/2007	-	-	24/09/2010
Tim Xirakis	AEFAS	1387	22/09/2006	-	-	22/09/2009
	AEFAT	1776	24/09/2007	-	-	24/09/2010

Modification of terms of options

Terms of options issued under the employee share ownership plan were not altered or modified during the reporting period.

Analysis of movements in options

The movement in options during the reporting period (by value) is set out below:

**AUSTRALIAN ETHICAL INVESTMENT LIMITED**  
**A.B.N 47 003 188 930**  
**AND CONTROLLED ENTITY**

	<b>Granted as part of Remuner- ation (1)</b>	<b>Value of Options ex- ercised in Fin Year (2)</b>	<b>Value of Options Lapsed in Fin Year (3)</b>
	\$	\$	\$
<b>Parent Entity Directors</b>			
Caroline Le Couteur	15,044	94,790	-
James Thier	12,743	77,628	-
Howard Pender	12,709	30,755	-
Naomi Edwards	-	-	-
Pauline Vamos	-	-	-
Justine Hickey	-	-	-
Anne O'Donnell	25,410	108,068	-
	<b>65,906</b>	<b>311,241</b>	<b>-</b>

**Named executives (including other key management personnel)**

David Ferris	20,378	91,122	47,588
Philip George	20,740	-	-
Ruth Medd	-	-	-
Gary Leckie	14,843	45,543	-
Tim Xirakis	14,918	-	-
Paul Harding Davis	-	-	-
	<b>70,879</b>	<b>136,665</b>	<b>47,588</b>

(1) Values are based on a valuation performed on the options at grant date using the Black-Scholes model. None of the value of the options granted was paid to the key management personnel in the financial year. Key management personnel may realise value from this option grant in the 2010/11 year when the options are exercisable.

(2) Values are based on the number of options exercised by Directors/Executives multiplied by the difference between the share price at exercise date and the exercise price. Under the terms of the share based payment arrangement exercise date and therefore share price can vary between option holders.

(3) David Ferris forfeited 100% of options granted, upon leaving the employment of Australian Ethical Investment Ltd. The amounts listed in this column do not represent remuneration paid to Director/Executives

Hedging policy

On 27 August 2008, the board introduced a policy whereby directors and executives participating in the company's equity-based plans are prohibited from entering into any transaction which would have the effect of hedging or otherwise transferring to any other person the risk of any fluctuation in the value of any unvested entitlement in the company's securities.

*Explanation of relative proportions of elements of remuneration that are related to performance*

Non-executive directors receive their total remuneration as cash or superannuation contributions. No element is dependent on performance.

Except as discussed below, the remuneration of executive directors, secretaries and senior managers is not subject to individual performance conditions. People holding these positions are entitled to participate in the staff bonus and employee share ownership scheme described above. Options granted during the financial year, when valued using a Black Scholes valuation methodology as at grant date, make up a very small proportion of the overall remuneration of people holding these positions.

For one senior manager, the performance related component of their remuneration accounted for 13.5% of their total remuneration.

*Employment contracts of directors and senior executives*

For each individual whose remuneration has been disclosed in this report and is employed under an employment contract, the details of the employment contract are as follows:

**AUSTRALIAN ETHICAL INVESTMENT LIMITED**  
**A.B.N 47 003 188 930**  
**AND CONTROLLED ENTITY**

<b>Name</b>	<b>Duration of contract</b>	<b>Period of termination notice required</b>	<b>Termination payment provided for under the contract</b>
Caroline Le Couteur	Ongoing	4 weeks	None except for accrued leave and any payment in lieu of notice.
James Thier	Ongoing	2 weeks	
Howard Pender	Ongoing	12 weeks	
Anne O'Donnell	Ongoing	12 weeks	
Gary Leckie	Ongoing	2 weeks	
Philip George	Ongoing	12 weeks	
Paul Harding Davis	Ongoing	12 weeks	
Tim Xirakis	Ongoing	4 weeks	

**Non-director committee members and company secretary particulars**

<b>Name</b>	<b>Qualifications</b>	<b>Experience</b>
Ruth Medd	B.Sc., Dip Comp Science, CPA, MAICD, Non-Executive Chairperson	Ruth is currently on the board of the NFAW Ltd (National Foundation for Australian Women), WOB Pty Ltd and the Infants Home, Ashfield. Ruth is Chair of the company's wholly-owned subsidiary Australian Ethical Superannuation Pty Ltd. Ruth also Chair's the company's audit and compliance and risk committees. Ruth started in IT in the 1970s. Since then she has been a senior public servant, a broadcasting regulator, the inaugural Company Secretary at Telstra and the Executive Director of an industry association.
Philip George	BSc LLB	Philip has experience in commercial law, corporate governance and project management. He has been a company secretary and legal counsel for listed companies for over six years. He was a senior associate at the national law firm Minter Ellison and conducted a commercial legal practice in partnership for two years.

**Options as at the date of this report**

Options over unissued shares as at the date of this report are as follows:

<b>Options Reference</b>	<b>Number of options on issue</b>	<b>Exercise Period</b>	<b>Exercise Price</b>
AEFAQ	36,080	21/9/08 to 20/12/08	\$24.82
AEFAS	36,357	22/9/09 to 21/12/09	\$32.50
AEFAT	41,837	24/9/10 to 23/12/10	\$57.57
<b>Totals</b>	<b>114,274</b>		

All options are over unissued shares in the company. Unexercised options expire at the end of the exercise period. No option holder has any right under the options to participate in any other share issue of the company or of any other entity.

**Shares issued upon the exercise of options**

The following ordinary shares of the company were issued during the year ended 30 June 2008 on the exercise of options granted under the company's employee share ownership plan. No further shares have been issued since that date to the date of this report. No amounts are unpaid on any of the shares.

<b>Shares issued upon exercise of options</b>	<b>Amount paid per share</b>
34,506	\$16.28

### Auditor's declaration

A copy of the auditor's independence declaration as required under section 307C of the Corporations Act 2001 forms part of this report and follows at the end of the report.

### Non-audit services

The directors, in accordance with advice from the audit committee, are satisfied that the provision of the non-audit services by the auditor during the year is compatible with the general standard of independence for auditors imposed by the Corporations Act 2001. The directors are satisfied that the services disclosed in the financial report did not compromise the external auditor's independence because the provision of non-audit services is minor and in most cases is ancillary or related to audit activities. The directors are not aware of any circumstances that would prevent the external auditor from exercising objective and impartial judgement in relation to the conduct of the audit.


Details of non-audit services provided by the auditor are set out in Note 2 of the attached financial report.

### Other specific information

Other specific information has been disclosed in the attached financial report as referenced in the table below:

<i>Disclosure</i>	<i>Financial Statement Reference</i>
Dividends	Note 5
Options – issued during the financial year and since the end of the financial year <sup>6</sup>	Note 24

Signed in accordance with a resolution of the Board of Directors.



**Howard Pender**  
**Director**

Dated: 26 September 2008


<sup>6</sup> The financial statements show options issued during the financial year. No options have been issued since the end of the financial year to the date of this report.



**AUDITOR'S INDEPENDENCE DECLARATION UNDER SECTION 307C  
OF THE CORPORATIONS ACT 2001**

I declare that, to the best of my knowledge and belief, during the year ended 30 June 2008 there have been:

- (i) no contraventions of the auditor independence requirements as set out in the Corporations Act 2001 in relation to the audit; and
- (ii) no contraventions of any applicable code of professional conduct in relation to the audit.



**THOMAS DAVIS & CO.**



**P.L. WHITEMAN    PARTNER**

Date 26 September 2008

Liability limited by a scheme approved under Professional Standards Legislation

**Balance Sheet  
as at 30 June 2008**

	Notes	Consolidated Entity		Parent Entity	
		2008	2007	2008	2007
		\$	\$	\$	\$
<b>Current assets</b>					
Cash and cash equivalents	7	2,552,238	1,672,464	1,049,089	643,525
Trade and other receivables	8	1,812,410	1,487,185	1,246,646	1,379,251
Financial assets	9	1,748,774	1,830,430	1,748,774	1,830,430
Other current assets	10	248,491	183,644	204,245	162,275
Total current assets		<b>6,361,913</b>	5,173,723	<b>4,248,754</b>	4,015,481
<b>Non-current assets</b>					
Property, plant & equipment	11	4,205,801	4,328,138	4,205,801	4,328,138
Financial assets	9	94,744	158,000	410,744	474,000
Deferred tax assets	12	489,784	392,435	485,584	391,385
Total non-current assets		<b>4,790,329</b>	4,878,573	<b>5,102,129</b>	5,193,523
<b>Total assets</b>		<b>11,152,242</b>	10,052,296	<b>9,350,883</b>	9,209,004
<b>Current liabilities</b>					
Trade and other payables	13	2,115,330	1,681,284	2,048,476	1,869,901
Current tax liabilities		110,702	279,307	110,702	279,307
Short-term provisions	15	432,097	331,953	432,097	331,953
Total current liabilities		<b>2,658,129</b>	2,292,544	<b>2,591,275</b>	2,481,161
<b>Non-current liabilities</b>					
Deferred tax liabilities	14	33,285	33,248	33,285	33,248
Other long-term provisions	15	79,338	42,371	79,338	42,371
Total non-current liabilities		<b>112,623</b>	75,619	<b>112,623</b>	75,619
<b>Total liabilities</b>		<b>2,770,752</b>	2,368,163	<b>2,703,898</b>	2,556,780
<b>Net assets</b>		<b>8,381,490</b>	7,684,133	<b>6,646,985</b>	6,652,224
<b>Equity</b>					
Issued capital	16	5,740,791	4,949,532	5,740,791	4,949,532
Reserves	16	334,821	200,687	334,821	200,687
Retained earnings	16	2,305,878	2,533,914	571,373	1,502,005
<b>Total equity</b>		<b>8,381,490</b>	7,684,133	<b>6,646,985</b>	6,652,224

The accompanying notes form part of these financial statements

**Income Statement  
for the year ended 30 June 2008**

	Notes	Consolidated Entity		Parent Entity	
		2008	2007	2008	2007
		\$	\$	\$	\$
<b>Revenue</b>	3	<b>14,064,371</b>	12,467,148	<b>10,618,566</b>	9,870,632
Commissions paid to advisers		( 284,450)	( 260,467)	( 75,477)	( 61,390)
External services		( 2,981,077)	( 2,803,039)	( 1,066,833)	( 1,077,421)
Employee benefits expense		( 6,257,080)	( 4,976,651)	( 6,241,118)	( 4,956,578)
Depreciation		( 285,736)	( 225,320)	( 285,736)	( 225,320)
Occupancy costs		( 196,340)	( 316,447)	( 187,013)	( 310,894)
Communication costs		( 839,144)	( 597,178)	( 789,496)	( 543,537)
Other expenses		( 568,428)	( 407,195)	( 538,793)	( 380,558)
Profit before tithe and income tax expense		<b>2,652,116</b>	2,880,851	<b>1,434,100</b>	2,314,934
Tithes expense	1 (k)	( 200,891)	( 224,964)	( 200,891)	( 224,964)
<b>Profit before income tax</b>		<b>2,451,225</b>	2,655,887	<b>1,233,209</b>	2,089,970
Income tax expense	4	( 799,435)	( 836,710)	( 284,015)	( 384,218)
<b>Profit for the year</b>	16	<b>1,651,790</b>	1,819,177	<b>949,194</b>	1,705,752
<b>Profit attributable to members of the parent entity</b>		<b>1,651,790</b>	1,819,177	<b>949,194</b>	1,705,752
Basic Earnings per share (cents per share)	6	<b>170.3</b>	194.8		
Diluted earnings per share (cents per share)	6	<b>165.4</b>	185.6		

The accompanying notes form part of these financial statements

**Statement of Changes in Equity  
for the year ended 30 June 2008**

	Notes	Consolidated Entity		Parent Entity	
		2008 \$	2007 \$	2008 \$	2007 \$
<b>Total equity at beginning of financial period</b>		<b>7,684,133</b>	6,273,783	<b>6,652,224</b>	5,355,299
Available-for-sale investments:					
Valuation gains/(losses) taken to equity		( 60,166)	3,811	( 60,166)	3,811
Transferred to profit or loss on sale		-	7,464	-	7,464
Employee share options		<b>176,266</b>	96,607	<b>176,266</b>	96,607
Income tax on items taken directly to or transferred directly from equity		<b>18,034</b>	( 1,143)	<b>18,034</b>	( 1,143)
<b>Net income recognised directly in equity</b>		<b>134,134</b>	106,739	<b>134,134</b>	106,739
<b>Profit for the financial year</b>		<b>1,651,790</b>	1,819,177	<b>949,194</b>	1,705,752
<b>Total recognised income and expense for the period</b>		<b>1,785,924</b>	1,925,916	<b>1,083,328</b>	1,812,491
Transactions with equity holders in their capacity as equity holders:					
Contribution of equity, net of transaction costs		<b>791,259</b>	321,109	<b>791,259</b>	321,109
Dividends provided for or paid		( 1,879,826)	( 836,675)	( 1,879,826)	( 836,675)
		<b>( 1,088,567)</b>	( 515,566)	<b>( 1,088,567)</b>	( 515,566)
<b>Total equity at the end of the financial period</b>	16	<b>8,381,490</b>	7,684,133	<b>6,646,985</b>	6,652,224
Total recognised income and expense for the financial year is attributable to:					
Equity holders of the parent		<b>1,785,924</b>	1,925,916	<b>1,083,328</b>	1,812,491
		<b>1,785,924</b>	1,925,916	<b>1,083,328</b>	1,812,491

The accompanying notes form part of these financial statements

**Cash flow statement  
for the year ended 30 June 2008**

	Notes	Consolidated Entity		Parent Entity	
		2008	2007	2008	2007
		\$	\$	\$	\$
<b>Cash flows from operating activities</b>					
Receipts from operations		14,899,240	12,535,315	11,173,592	9,679,684
Payment to suppliers & employees		( 11,606,829)	( 9,467,091)	( 9,389,198)	( 7,770,366)
Dividends received		-	-	500,000	942,248
Interest/distributions received		285,547	286,760	195,822	232,674
Income tax paid		( 1,047,296)	( 992,589)	( 423,764)	( 644,781)
Bonus		( 221,168)	( 192,285)	( 221,168)	( 192,285)
Tithe		( 224,964)	( 173,132)	( 224,964)	( 173,132)
Net cash provided by (used in) operating activities	21 (b)	<u>2,084,530</u>	<u>1,996,978</u>	<u>1,610,320</u>	<u>2,074,042</u>
<b>Cash flows from investing activities</b>					
Proceeds from sale of investments		1,117,397	1,192,683	1,117,397	1,192,683
Purchase of property, plant & equipment		( 184,139)	( 1,974,986)	( 184,139)	( 1,974,986)
Purchase of investments		( 1,100,000)	( 500,000)	( 1,100,000)	( 500,000)
Repayment of loans		66,438	15,070	66,438	15,070
Net cash provided by (used in) investing activities		<u>( 100,304)</u>	<u>( 1,267,233)</u>	<u>( 100,304)</u>	<u>( 1,267,233)</u>
<b>Cash flows from financing activities</b>					
Proceeds from share issue		954,328	392,921	954,328	392,921
Share buy-back payment		( 178,954)	( 92,761)	( 178,954)	( 92,761)
Dividends paid		( 1,879,826)	( 836,675)	( 1,879,826)	( 836,675)
Net cash provided by (used in) financing activities		<u>( 1,104,452)</u>	<u>( 536,515)</u>	<u>( 1,104,452)</u>	<u>( 536,515)</u>
Net increase (decrease) in cash held		879,774	193,230	405,564	270,294
Cash at beginning of financial year		1,672,464	1,479,234	643,525	373,231
Cash at end of financial year	21 (a)	<u>2,552,238</u>	<u>1,672,464</u>	<u>1,049,089</u>	<u>643,525</u>

The accompanying notes form part of these Financial Statements

## **Notes to the financial statements for the year ended 30 June 2008**

### **Note 1 - Statement of significant accounting policies**

The financial report is a general purpose financial report that has been prepared in accordance with Australian Accounting Standards, other authoritative pronouncements of the Australian Accounting Standards Board and the Corporations Act 2001.

The financial report covers the consolidated entity of Australian Ethical Investment Limited and its wholly owned entity Australian Ethical Superannuation Pty Ltd and Australian Ethical Investment Limited as an individual parent entity. Australian Ethical Investment Limited is a listed public company and both the parent and wholly owned entity are incorporated and domiciled in Australia.

The nature of the operations and principal activities of the consolidated entity are described at note 19.

The financial report of Australian Ethical Investment Limited and its wholly owned entity, and Australian Ethical Investment Limited as an individual parent entity comply with all Australian equivalents to International Financial Reporting Standards (AIFRS) in their entirety.

The following is a summary of the material accounting policies adopted by the consolidated entity in the preparation of the financial report. The accounting policies have been consistently applied, unless otherwise stated.

#### **Basis of preparation**

The financial report has been prepared on an accruals basis and is based on historical costs modified by the revaluation of selected financial assets for which the fair value basis of accounting has been applied.

#### **Accounting Policies**

##### **a) Principles of consolidation**

A controlled entity is any entity Australian Ethical Investment Limited has the power to control the financial and operating policies of so as to obtain benefits from its activities.

All controlled entities have a June financial year-end.

All inter-company balances and transactions between entities in the consolidated entity, including any unrealised profits or losses, have been eliminated on consolidation. Accounting policies of controlled entities have been changed where necessary to ensure consistencies with those policies applied by the parent entity.

The consolidated financial statements comprise the financial statements of Australian Ethical Investment Limited and its wholly owned entity Australian Ethical Superannuation Pty Limited.

##### **b) Income tax**

The charge for current income tax expenses is based on the profit for the year adjusted for any non-assessable or disallowed items. It is calculated using tax rates that have been enacted or are substantively enacted by the balance sheet date.

## Notes to the financial statements for the year ended 30 June 2008

### Note 1 - Statement of significant accounting policies - continued

#### b) Income tax - continued

Deferred tax is accounted for using the balance sheet liability method in respect of temporary differences arising between the tax bases of assets and liabilities and their carrying amounts in the financial statements. No deferred income tax will be recognised from the initial recognition of an asset or liability, excluding a business combination, where there is no effect on accounting or taxable profit or loss.

Deferred tax is calculated at the tax rates that are expected to apply to the period when the asset is realised or liability is settled. Deferred tax is credited in the income statement except where it relates to items that may be credited directly to equity, in which case the deferred tax is adjusted directly against equity.

Deferred income tax assets are recognised to the extent that it is probable that future tax profits will be available against which deductible temporary differences can be utilised.

The amount of benefits brought to account or which may be realised in the future is based on the assumption that no adverse change will occur in income taxation legislation and the anticipation that the consolidated entity will derive sufficient future assessable income to enable the benefit to be realised and comply with the conditions of deductibility imposed by the law.

Australian Ethical Investment Limited and its wholly owned entity Australian Ethical Superannuation Pty Ltd have formed an income tax consolidated group under the Tax Consolidation System. Australian Ethical Investment Limited is responsible for recognising the current and deferred tax assets and liabilities for the tax consolidated group. The group notified the Australian Tax Office (ATO) on 24 March 2004 that it had formed an income tax consolidated group to apply from 1 July 2002. The tax consolidated group has entered a tax sharing agreement whereby each company in the group contributes to the income tax payable in proportion to their contribution to the net profit before tax of the tax consolidated group. Under the tax sharing agreement Australian Ethical Superannuation Pty Ltd agrees to pay its share of the income tax payable to Australian Ethical Investment Limited on the same day that Australian Ethical Investment Limited pays the ATO for group tax liabilities.

#### c) Property, plant and equipment

Each class of property, plant and equipment is carried at cost or fair value less, where applicable, any accumulated depreciation and impairment losses.

##### Property

Leasehold land and buildings are shown at cost less any accumulated depreciation and any accumulated impairment losses.

Any accumulated depreciation at the date of revaluation is eliminated against the gross carrying amount of the asset and the net amount is restated to the re-valued amount of the asset.

##### Plant and equipment

Plant and equipment are measured on the cost basis less depreciation and impairment losses.

<sup>1</sup>The carrying amount of plant and equipment is reviewed annually by directors to ensure it is not in excess of the recoverable amount from these assets. The recoverable amount is assessed on the basis of the expected net cash flows that will be received from the assets

**Notes to the financial statements for the year ended 30 June 2008**

**Note 1 - Statement of significant accounting policies - continued**

**c) Property, plant and equipment - continued**

employment and subsequent disposal. The expected net cash flows have been discounted to their present values in determining recoverable amounts.

**Depreciation**

The depreciable amount of all fixed assets including buildings, is depreciated over their estimated useful lives to the consolidated entity commencing from the time the asset is held ready for use.

The depreciation rates used for each class of assets are:

<b>Class of fixed asset</b>	<b>Depreciation Rates</b>	<b>Depreciation Basis</b>
Buildings	2.5%-20%	Straight line
Furniture, fittings and equipment	10% to 37.5%	Straight line/Diminishing value
Software	18.75% to 40%	Straight line/Diminishing value

The assets' residual values and useful lives are reviewed, and adjusted if appropriate, at each balance sheet date.

An asset's carrying amount is written down immediately to its recoverable amount if the asset's carrying amount is greater than its estimated recoverable amount.

Gains and losses on disposals are determined by comparing proceeds with the carrying amount. These gains and losses are included in the income statement. When re-valued assets are sold, amounts included in the revaluation reserve relating to that asset are transferred to retained earnings.

**d) Financial instruments**

**Recognition**

Financial instruments are initially measured at cost on trade date, which includes transaction costs, when the related contractual rights or obligations exist. Subsequent to initial recognition these instruments are measured as set out below.

**Available-for-sale financial assets**

The consolidated entity holds only available for sale financial assets. Available for sale financial assets are assets not classified as financial assets at fair value through profit and loss, loans and receivables, or held-to-maturity investments. Available-for-sale financial assets are reflected at fair value. Unrealised gains and losses arising from changes in fair value are taken directly to equity.

**Fair value**

Fair value is determined based on current bid prices for all quoted investments. Valuation techniques are applied to determine the fair value for all unlisted securities, including recent arm's length transactions, reference to similar instruments and option pricing models.



**Notes to the financial statements for the year ended 30 June 2008**

**Note 1 - Statement of significant accounting policies – continued**

**d) Financial instruments– continued**

**Impairment**

At each reporting date, the group assess whether there is objective evidence that a financial instrument has been impaired. In the case of available-for sale financial instruments, a prolonged decline in the value of the instrument is considered to determine whether an impairment has arisen. Impairment losses are recognised in the income statement.

**e) Impairment of assets**

At each reporting date, the group reviews the carrying values of its tangible and intangible assets to determine whether there is any indication that those assets have been impaired. If such an indication exists, the recoverable amount of the asset, being the higher of the asset's fair value less costs to sell and value in use, is compared to the asset's carrying value. Any excess of the asset's carrying value over its recoverable amount is expensed to the income statement.

Where it is not possible to estimate the recoverable amount of an individual asset, the group estimates the recoverable amount of the cash-generating unit to which the asset belongs.

**f) Employee benefits**

Provision is made for the company's liability for employee benefits arising from services rendered by employees to balance date. Employee benefits that are expected to be settled within one year have been measured at the amounts expected to be paid when the liability is settled, plus related on-costs. Employee benefits payable later than one year have been measured at the present value of the estimated future cash outflows to be made for those benefits.

**Share options**

Share based compensation benefits are provided to employees via the Australian Ethical Investment Limited employee share ownership plan. Share options have been granted annually to employees and details are disclosed in the annual financial report.

*Share options granted before 7 November 2002 and/or vested before 1 January 2005*

No expense is recognised in respect of these options. The shares are recognised when the options are exercised and the proceeds received allocated to share capital.

*Share options granted on or after 7 November 2002 and vested after 1 January 2005*

The fair value of options granted under the Australian Ethical Investment Limited employee share ownership plan is recognised as an employee benefit expense with a corresponding increase in equity. The fair value is measured at grant date and recognised over the vesting period.

At each balance sheet date, the entity revises its estimate of the number of options that are expected to become exercisable. The employee benefit expense recognised each period takes into account the most recent estimate.

Upon the exercise of options, the balance of the options reserve relating to those options is transferred to share capital and the proceeds received, net of any directly attributable transaction costs, are credited to share capital.

## Notes to the financial statements for the year ended 30 June 2008

### Note 1 - Statement of significant accounting policies – continued

#### f) Employee benefits - continued

##### Employee bonus

The group recognises a liability and an expense for bonuses and profit-sharing based on a formula that takes into consideration the profit attributable to the company's shareholders after certain adjustments. The group recognises a provision where contractually obliged or where there is a past practice that has created a constructive obligation.

#### g) Provisions

Provisions are recognised when the group has a legal or constructive obligation, as a result of past events, for which it is probable that an outflow of economic benefits will result and that outflow can be reliably measured.

#### h) Cash and cash equivalents

Cash and cash equivalents include cash on hand and deposits held at call with banks.

#### i) Revenue

Revenue from the rendering of a service is recognised upon the delivery of the service to the customers.

Interest revenue is recognised on a proportional basis taking into account the interest rates applicable to the financial assets.

All revenue is stated net of the amount of goods and services tax (GST).

#### j) Goods and services tax (GST)

Revenues, expenses and assets are recognised net of the amount of GST, except where the amount of GST incurred is not recoverable from the Australian Tax Office. In these circumstances the GST is recognised as part of the cost of acquisition of the asset or as part of an item of the expense. Receivables and payables in the balance sheet are shown inclusive of GST.

Cash flows are presented in the cash flow statement on a gross basis, except for the GST component of investing and financing activities, which are disclosed as operating cash flows.

#### k) Tithes expense

The Company's Constitution states that "the directors before recommending or declaring any dividend to be paid out of the profits of any one year must have first:-

- (i) paid or provisioned for payment to current employees, or other persons performing work for the company, a work related bonus or incentive payment, set at the discretion of the directors, but to be no more than 30 percent (30%) of what the profit for that year would have been had not the bonus or incentive payment been deducted"
- (ii) "gifted or provisioned for gifting an amount equivalent to ten percent (10%) of what the profit for that year would have been had not the above mentioned bonus and amount gifted been deducted".

**Notes to the financial statements for the year ended 30 June 2008**

**Note 1 - Statement of significant accounting policies - continued**

**l) Earnings per share**

*Basic earnings per share*

Basic earnings per share is calculated by dividing the profit attributable to equity holders of the company, by the weighted average number of ordinary shares outstanding during the financial year.

*Diluted earnings per share*

Diluted earnings per share adjusts the figures used in the determination of basic earnings per share to take into account the after income tax effect of the interest and other financing costs associated with dilutive potential ordinary shares and the weighted average number of shares assumed to have been issued for no consideration in relation to dilutive potential ordinary shares.

**m) Comparative figures**

Where required comparative figures have been adjusted to conform with changes in presentation for the current financial year.

**Critical accounting estimates and judgements**

The directors evaluate estimates and judgments incorporated into the financial report based on historical knowledge and best available current information. Estimates assume a reasonable expectation of future events and are based on current trends and economic data, obtained both externally and within the group.

*Key estimates – annual leave and long service leave provision*

Future average salary increases have been estimated at 5%. This increase has been incorporated into the annual leave and long service leave provision.

*Key judgements*

Australian Ethical Investment Limited has a loan receivable from the Centre for Australian Ethical Research recorded as an asset on its balance sheet for \$105,946. The directors have determined that no provision for impairment is required for this loan.

**Notes to the financial statements for the year ended 30 June 2008**

	<b>Consolidated Entity</b>		<b>Parent Entity</b>	
	<b>2008</b>	<b>2007</b>	<b>2008</b>	<b>2007</b>
	<b>\$</b>	<b>\$</b>	<b>\$</b>	<b>\$</b>
<b>Note 2 - Auditors' remuneration</b>				
Remuneration of the auditors for:				
Audit services				
- Auditing the financial report	<b>34,000</b>	30,500	<b>30,000</b>	27,000
- Auditing the Custodian transition	<b>5,000</b>	-	<b>2,500</b>	-
- Auditing the Administrator transition	<b>10,000</b>	-	-	-
- Auditing the sustainability report	<b>5,000</b>	4,600	<b>5,000</b>	4,600
Non-audit services				
- Tax and other accounting advice	<b>3,000</b>	3,450	<b>3,000</b>	3,000
- Internal control and risk review	<b>7,000</b>	16,500	<b>7,000</b>	15,000
<b>Note 3 - Revenue</b>				
Operating activities				
- Management fees net of rebates	<b>10,737,924</b>	9,429,699	<b>5,127,584</b>	4,935,178
- Entry fees	<b>1,861,872</b>	1,837,914	<b>501,215</b>	484,170
- Member & Withdrawal Fees	<b>444,513</b>	380,693	-	-
- Other fees	<b>653,080</b>	453,283	<b>653,080</b>	453,283
- Dividend from wholly owned subsidiary	-	-	<b>500,000</b>	942,248
- Interest/distributions	<b>272,819</b>	275,292	<b>183,095</b>	221,205
- Wholly owned entity fee	-	-	<b>3,563,238</b>	2,752,623
- Other revenue	<b>94,163</b>	90,267	<b>90,354</b>	81,925
	<b>14,064,371</b>	12,467,148	<b>10,618,566</b>	9,870,632
Total revenue	<b>14,064,371</b>	12,467,148	<b>10,618,566</b>	9,870,632

Notes to the financial statements for the year ended 30 June 2008

	Consolidated Entity		Parent Entity	
	2008	2007	2008	2007
	\$	\$	\$	\$
<b>Note 4 - Income tax expense</b>				
<b>a) The components of tax expense comprise:</b>				
- Current tax	878,691	915,888	360,121	468,196
- Deferred tax	(79,256)	(79,178)	(76,106)	(83,978)
	<u>799,435</u>	<u>836,710</u>	<u>284,015</u>	<u>384,218</u>
<b>b) The prima facie tax payable on profit from ordinary activities before income tax is reconciled to the income tax expense as follows:</b>				
Prima facie tax payable on profit from ordinary activities before income tax at 30% (2007:30%)				
- Consolidated entity	735,368	796,766	-	-
- Parent entity	-	-	369,963	626,991
- Other members of the income tax consolidated group net of intercompany transactions	-	-	515,420	452,641
Add: tax effect of:				
- Other non-allowable items	1,077	1,455	1,062	1,413
- Share options expensed during year	52,879	28,982	52,879	28,982
- Under provision for income tax in prior year	10,616	11,119	10,616	11,119
	<u>799,940</u>	<u>838,322</u>	<u>949,940</u>	<u>1,121,146</u>
Less: tax effect of:				
- Rebateable fully franked dividends	-	-	( 150,000 )	( 282,675 )
- Non-assessable income	-	( 738 )	-	( 738 )
- Franking and foreign tax credits	( 505 )	( 874 )	( 505 )	( 874 )
Income tax expense attributable to entity	<u>799,435</u>	<u>836,710</u>	<u>799,435</u>	<u>836,859</u>
Allocation of income tax expense to wholly owned entity under the tax sharing agreement	-	-	( 515,420 )	( 452,641 )
Income tax expense attributable to entity	<u>799,435</u>	<u>836,710</u>	<u>284,015</u>	<u>384,218</u>
The applicable weighted average effective tax rates are as follows:	33%	32%	23%	18%

**Notes to the financial statements for the year ended 30 June 2008**

	Consolidated Entity		Parent Entity	
	2008	2007	2008	2007
	\$	\$	\$	\$
<b>Note 5 - Dividends</b>				
Distributions paid				
Final fully franked dividend of 152 (2007: 50) cents per share franked at the tax rate of 30% (2007:30%)	1,437,025	458,631	1,437,025	458,631
Interim fully franked dividend of 45 (2007: 40) cents per share franked at the tax rate of 30% (2007:30%)	442,801	378,044	442,801	378,044
	<u>1,879,826</u>	<u>836,675</u>	<u>1,879,826</u>	<u>836,675</u>
Declared final fully franked dividend of 120 (2007: 152) cents per share franked at the tax rate of 30% (2007: 30%)	1,180,804	1,436,566	1,180,804	1,436,566
Balance of franking account at year end adjusted for franking credits which will arise from income tax payments in the following year.			1,616,777	1,543,029
Subsequent to year-end, the franking account would be reduced by the declared dividend reflected above as follows:			506,059	615,671
			<u>1,110,718</u>	<u>927,358</u>
<b>Note 6 - Earnings per share</b>				
(a) Earnings used to calculate basic EPS and dilutive EPS	1,651,790	1,819,177		
(b) Weighted average number of ordinary shares outstanding during the year used in calculation of basic EPS	970,020	934,002		
Weighted average number of options outstanding	28,745	45,960		
Weighted average number of ordinary shares outstanding during the year used in calculation of dilutive EPS	998,765	979,962		
<b>Note 7 - Cash and cash equivalents</b>				
Cash on hand	300	300	300	300
Cash at bank	222,476	32,114	4,793	3,165
Deposits at call	2,329,462	1,640,050	1,043,996	640,060
	<u>2,552,238</u>	<u>1,672,464</u>	<u>1,049,089</u>	<u>643,525</u>

Cash at bank earns interest at floating rates based on daily bank deposit rates.

Deposits at call is money invested in high interest bank account. Interest is calculated daily based on daily bank deposit rates.

**Notes to the financial statements for the year ended 30 June 2008**

	Consolidated Entity		Parent Entity	
	2008	2007	2008	2007
	\$	\$	\$	\$
<b>Note 8 - Trade and other receivables</b>				
Trade receivables	1,785,510	1,446,758	1,100,702	1,114,818
Other	26,900	40,427	26,900	40,427
Amounts receivable - wholly owned entity	-	-	119,044	224,006
	<u>1,812,410</u>	<u>1,487,184</u>	<u>1,246,646</u>	<u>1,379,251</u>

**Note 9 - Financial assets**

Available-for-sale financial assets	1,737,572	1,815,158	2,053,572	2,131,158
Loans	105,946	173,272	105,946	173,272
	<u>1,843,518</u>	<u>1,988,430</u>	<u>2,159,518</u>	<u>2,304,430</u>
Less non-current portion	94,744	158,000	410,744	474,000
Current portion	<u>1,748,774</u>	<u>1,830,430</u>	<u>1,748,774</u>	<u>1,830,430</u>

**a. Available-for-sale financial assets comprise:**

- Money market deposit at cost	1,100,000	500,000	1,100,000	500,000
- Mortgage backed security at fair value	287,681	408,502	287,681	408,502
- Bank note at fair value	-	502,030	-	502,030
- Units in unit trust at fair value	349,891	404,626	349,891	404,626
- Shares in wholly owned entity at cost	-	-	316,000	316,000
	<u>1,737,572</u>	<u>1,815,158</u>	<u>2,053,572</u>	<u>2,131,158</u>

The money market deposits are at fixed interest rates of 8% and 8.13% with maturity dates of 25 November 2008 and 24 September 2008. They are investment grades rated by S&P.

The mortgage backed security is at a floating interest rate of BBSW + 0.39, has a maturity date of 24 October 2009 and is investment grade rated by S&P.

**b. Loans comprise**

- Loan to other entity	105,946	173,272	105,946	173,272
	<u>105,946</u>	<u>173,272</u>	<u>105,946</u>	<u>173,272</u>

The loan is provided to an independent entity.

The loan is at a fixed interest rate of 9.0% and matures 1 August 2015.

**Note 10 - Other current assets**

Other	6,102	22,160	6,102	22,160
Prepayments	242,389	161,484	198,143	140,115
	<u>248,491</u>	<u>183,644</u>	<u>204,245</u>	<u>162,275</u>

**Notes to the financial statements for the year ended 30 June 2008**

	Consolidated Entity		Parent Entity	
	2008	2007	2008	2007
	\$	\$	\$	\$
<b>Note 11 - Property, plant and equipment</b>				
Land and buildings				
Leasehold land				
At cost	230,000	230,000	230,000	230,000
Total land	<u>230,000</u>	<u>230,000</u>	<u>230,000</u>	<u>230,000</u>
Buildings				
At cost	2,784,117	2,784,117	2,784,117	2,784,117
Accumulated depreciation	( 157,503 )	( 83,191 )	( 157,503 )	( 83,191 )
Total buildings	<u>2,626,614</u>	<u>2,700,926</u>	<u>2,626,614</u>	<u>2,700,926</u>
Total land and buildings	<u>2,856,614</u>	<u>2,930,926</u>	<u>2,856,614</u>	<u>2,930,926</u>
Plant and equipment				
At cost	2,075,929	1,991,339	2,075,929	1,991,339
Accumulated depreciation	( 726,742 )	( 594,127 )	( 726,742 )	( 594,127 )
Total plant and equipment	<u>1,349,187</u>	<u>1,397,212</u>	<u>1,349,187</u>	<u>1,397,212</u>
Total property, plant and equipment	<u>4,205,801</u>	<u>4,328,138</u>	<u>4,205,801</u>	<u>4,328,138</u>
Movements in carrying amounts				
Land				
Balance at the beginning of year	230,000	230,000	230,000	230,000
Additions	-	-	-	-
Disposals	-	-	-	-
Carrying amount at the end of year	<u>230,000</u>	<u>230,000</u>	<u>230,000</u>	<u>230,000</u>
Buildings				
Balance at the beginning of year	2,700,926	2,056,435	2,700,926	2,056,435
Additions		705,040		705,040
Disposals	-	-	-	-
Depreciation expense	( 74,312 )	( 60,549 )	( 74,312 )	( 60,549 )
Carrying amount at the end of year	<u>2,626,614</u>	<u>2,700,926</u>	<u>2,626,614</u>	<u>2,700,926</u>
Plant and equipment				
Balance at the beginning of year	1,397,212	326,718	1,397,212	326,718
Additions	176,524	1,244,747	176,524	1,244,747
Disposals	( 13,125 )	( 9,482 )	( 13,125 )	( 9,482 )
Depreciation expense	( 211,424 )	( 164,771 )	( 211,424 )	( 164,771 )
Carrying amount at the end of year	<u>1,349,187</u>	<u>1,397,212</u>	<u>1,349,187</u>	<u>1,397,212</u>
Total	<u>4,205,801</u>	<u>4,328,138</u>	<u>4,205,801</u>	<u>4,328,138</u>



**Notes to the financial statements for the year ended 30 June 2008**

	Consolidated Entity		Parent Entity	
	2008	2007	2008	2007
	\$	\$	\$	\$
<b>Note 12 - Deferred tax assets</b>				
The balance comprises temporary differences attributable to:				
Amounts recognised in profit or loss				
Employee benefits	398,213	313,517	398,213	313,517
Tithe	60,267	67,488	60,267	67,488
Audit fees	15,600	11,430	11,400	10,380
	<u>474,080</u>	<u>392,435</u>	<u>469,880</u>	<u>391,385</u>
Amounts recognised directly in equity				
Financial asset revaluations	15,704	-	15,704	-
	<u>489,784</u>	<u>392,435</u>	<u>485,584</u>	<u>391,385</u>
Movements				
Opening balance at 1 July	392,435	315,246	391,385	309,396
Credited (charged) to the income statement	81,645	79,178	78,495	83,978
Credited (charged) to equity	15,704	( 1,989)	15,704	( 1,989)
Closing balance at 30 June	<u>489,784</u>	<u>392,435</u>	<u>485,584</u>	<u>391,385</u>
<b>Note 13 - Trade and other payables</b>				
Trade payables	288,131	300,249	173,630	195,764
Sundry payables and accrued expenses	1,532,119	1,143,015	1,131,715	974,252
Employee bonus	295,080	238,020	295,080	238,020
Amounts payable to wholly owned entity	-	-	448,051	461,865
	<u>2,115,330</u>	<u>1,681,284</u>	<u>2,048,476</u>	<u>1,869,901</u>
<b>Note 14 - Deferred tax liabilities</b>				
The balance comprises temporary differences attributable to:				
Amounts recognised in profit or loss:				
Stamp duty on leasehold property:	30,896	30,896	30,896	30,896
Tax deferred income	2,389	-	2,389	-
Amounts recognised in equity:				
Available-for-sale financial assets		2,352		2,352
	<u>33,285</u>	<u>33,248</u>	<u>33,285</u>	<u>33,248</u>
Movements				
Opening balance at 1 July	33,248	30,896	33,248	30,896
Credited/(charged) to the income statement	2,389	-	2,389	-
Credited/(charged) to equity	( 2,352)	2,352	( 2,352)	2,352
Closing balance at 30 June	<u>33,285</u>	<u>33,248</u>	<u>33,285</u>	<u>33,248</u>

**Notes to the financial statements for the year ended 30 June 2008**

	Consolidated Entity		Parent Entity	
	2008	2007	2008	2007
	\$	\$	\$	\$
<b>Note 15 - Provisions</b>				
Current				
Employee benefits - long service leave	<b>432,097</b>	331,953	<b>432,097</b>	331,953
	<b>432,097</b>	331,953	<b>432,097</b>	331,953
Non-Current				
Employee benefits - long service leave	<b>79,338</b>	42,371	<b>79,338</b>	42,371
	<b>79,338</b>	42,371	<b>79,338</b>	42,371
<b>Note 16 - Movements in equity</b>				
Issued capital				
Ordinary shares				
Fully paid ordinary shares at the beginning of the financial year 945,109 (2007 - 916,559) shares	<b>4,949,532</b>	4,628,423	<b>4,949,532</b>	4,628,423
Issue of share capital				
Shares issued during the year under the employee share ownership plan:				
302 on 24 September 2007 (share bonus)	<b>15,885</b>	-	<b>15,885</b>	-
24,644 on 9 November 2007 (options exercised)	<b>401,204</b>	-	<b>401,204</b>	-
8,413 on 30 November 2007 (options exercised)	<b>136,964</b>	-	<b>136,964</b>	-
1,449 on 18 December 2007 (option exercised)	<b>23,590</b>	-	<b>23,590</b>	-
703 on 22 September 2006 (share bonus)	-	20,949	-	20,949
24,146 on 31 October 2006 (options exercised)	-	340,700	-	340,700
2,781 on 28 November 2006 (options exercised)	-	39,240	-	39,240
6,851 on 15 January 2007 (option exercised)	-	96,667	-	96,667
2,798 on 5 October 2007 (dividend reinvestment plan)	<b>146,279</b>		<b>146,279</b>	
4,711 on 19 October 2007 (dividend reinvestment plan)	<b>246,291</b>		<b>246,291</b>	
Shares bought back during the year				
3,423 on 17 October 2007	<b>( 178,954)</b>	-	<b>( 178,954)</b>	-
5,931 on 31 October 2006		( 176,447)		( 176,447)
Balance 30 June				
984,003 (2007 - 945,109) shares	<b>5,740,791</b>	4,949,532	<b>5,740,791</b>	4,949,532

**Notes to the financial statements for the year ended 30 June 2008**

	Consolidated Entity		Parent Entity	
	2008	2007	2008	2007
	\$	\$	\$	\$

**Note 16 - Movements in equity - continued**

At 30 June 2008 there were 984,003 fully paid ordinary shares which have no par value.

For detailed information relating to the Australian Ethical Investment Limited employee share ownership plan, including details of options issued, exercised and lapsed during the financial year and the options outstanding at year-end, refer to note 24 Share-based payments

For information related to share options issued to key management personnel during the financial year refer to the remuneration report contained within the Directors' report.

Ordinary shares participate in dividends and the proceeds on winding up of the parent entity in proportion to the number of shares held. At the shareholders meeting each ordinary share is entitled to one vote when a poll is called, otherwise each shareholder has one vote on a show of hands.

The company's capital structure and policies remain relatively simple. The company currently has no debt and capital not required for working purposes is held as an investment in Trevor Pearcey House and in an investment portfolio comprising triple A securities, senior bank debt and corporate rated debt. Detail provided in Note 9 and 11.

Management effectively manages the group's capital by assessing the group's financial risks and adjusting its capital structure in response to changes in these risks and in the market. These responses include the management of distributions to shareholders and share issues.

Maintenance of a certain level of capital is a condition of the company's Australian Financial Services Licence. The company currently meets the \$5.0M capital requirement above which no extra capital is required as a result of increased funds under management.

**Reserves**

Available-for-sale financial assets revaluation reserve

Balance 1 July	5,489	(4,643)	5,489	(4,643)
Gross gains/ (losses)	-	7,464	-	7,464
Revaluation - gross	(60,166)	3,811	(60,166)	3,811
Deferred tax	18,034	(1,143)	18,034	(1,143)
Balance 30 June	(36,643)	5,489	(36,643)	5,489

Share-based payments reserve

Balance 1 July	195,198	98,591	195,198	98,591
Option expense	176,266	96,607	176,266	96,607
Balance 30 June	371,464	195,198	371,464	195,198

Total Reserves

	334,821	200,687	334,821	200,687
--	---------	---------	---------	---------

The "Available-for-sale financial assets revaluation reserve" records revaluations to fair value of available for sale financial assets.

The "Share-based payments reserve" records items recognised as expenses on valuation of employee share options.

**Retained earnings**

Balance 1 July	2,533,914	1,551,412	1,502,005	632,928
Profit for the period	1,651,790	1,819,177	949,194	1,705,752
Total for the period	1,651,790	1,819,177	949,194	1,705,752
Dividends	(1,879,826)	(836,675)	(1,879,826)	(836,675)
Balance 30 June	2,305,878	2,533,914	571,373	1,502,005

**Total Equity**

	8,381,490	7,684,133	6,646,985	6,652,224
--	-----------	-----------	-----------	-----------

**Notes to the financial statements for the year ended 30 June 2008**

<b>Consolidated Entity</b>		<b>Parent Entity</b>	
<b>2008</b>	<b>2007</b>	<b>2008</b>	<b>2007</b>
<b>\$</b>	<b>\$</b>	<b>\$</b>	<b>\$</b>

**Note 17 – Events after the balance sheet date**

Since the end of the financial year, no material events that may have an impact on these financial statements have occurred.

The financial report was authorised for issue on the directors' declaration date by the board of directors.

**Note 18 - Economic dependence**

The Consolidated Entity is dependent upon management fees received in its capacity as Responsible Entity of the Australian Ethical Trusts and as Trustee of the Australian Ethical Retail Superannuation Fund.

**Note 19 - Segment reporting**

The Consolidated Entity operated within one business segment (Investment Management) which represents its primary segment reporting format and one geographical segment.

**Note 20 - Contingencies**

**Superannuation Administrator Transition**

The wholly owned entity, Australian Ethical Superannuation Pty Ltd (AES) is in dispute with United Funds Management Limited (United), its former fund administrator. AES believes that United has failed to provide the contracted service and that it has valid claims for damages against United. United is seeking payment of monies invoiced to AES for the service in the reporting period (approximately \$250,000). Notwithstanding the dispute, and without any prejudice to AES' claims, AES has decided to recognise as expenses the disputed invoices in its 2008 financial statements consistent with a conservative accounting approach. Similarly, a liability for the disputed amount will be included on the AES balance sheet. The approach of AES will be reflected in Australian Ethical's consolidated financial statements. AES and United continue to discuss the claims and disputed invoices.

Should the dispute be resolved in AES' favour there may be a positive impact on future income statements.

There is also the potential for future costs arising from issues related to the superannuation administration transition.

**Liabilities and assets of trusts and superannuation fund**

Liabilities of the trusts and superannuation fund for which the Consolidated Entity and parent entity are Responsible Entity and Trustee but not shown in the financial statements of the Consolidated Entity or parent entity were:

Current liabilities				
Payables	<b>6,740,858</b>	4,588,418	<b>1,392,523</b>	3,790,889
Provisions	<b>10,702,251</b>	64,692,694	<b>9,127,716</b>	58,707,157
Total liabilities	<b>17,443,109</b>	69,281,112	<b>10,520,239</b>	62,498,046

Rights of indemnities for liabilities incurred by the Consolidated Entity and parent entity not recorded in the financial statements were:

	<b>17,443,109</b>	69,281,112	<b>10,520,239</b>	62,498,046
--	-------------------	------------	-------------------	------------

The trusts and superannuation fund hold sufficient assets to meet these liabilities as and when they fall due.

The assets of the trusts and superannuation fund are not available to meet any liabilities of the Consolidated Entity or parent entity acting in their own right.

**Notes to the financial statements for the year ended 30 June 2008**

	Consolidated Entity		Parent Entity	
	2008	2007	2008	2007
	\$	\$	\$	\$
<b>Note 21 - Cash flow information</b>				
(a) Reconciliation of cash				
Cash at the end of the financial year as shown in the cash flow statement is reconciled to the related items in the balance sheet as follows:				
Cash on hand	300	300	300	300
Cash at bank	222,476	32,114	4,793	3,165
Deposits at call	2,329,462	1,640,050	1,043,996	640,060
	<b>2,552,238</b>	<b>1,672,464</b>	<b>1,049,089</b>	<b>643,525</b>
(b) Reconciliation of cash flow from operations with net profit from ordinary activities after income tax expense				
Net profit from ordinary activities after income tax expense	1,651,790	1,819,177	949,194	1,705,752
Non-cash flows in operating profit				
Depreciation	285,736	225,320	285,736	225,320
Provisions	137,111	107,797	137,111	107,797
(Profit) loss on sale of property, plant & equipment	13,125	9,442	13,125	9,442
(Profit) loss on sale of investment	-	11,178	-	11,178
Share options expensed	176,266	96,607	176,266	96,607
Staff bonus paid in shares	15,885	20,949	15,885	20,949
Changes in assets and liabilities				
(Increase) decrease in trade & other receivables	( 324,337)	( 448,190)	28,531	( 236,395)
(Increase) decrease in prepayments & other assets	( 64,846)	( 43,936)	( 41,970)	( 68,032)
(Increase) decrease in deferred tax assets	( 79,256)	( 79,178)	( 78,495)	( 81,989)
Increase (decrease) in trade & other payables	441,661	354,513	186,191	461,987
Increase (decrease) in current tax liability	( 168,605)	( 76,701)	( 63,643)	( 176,585)
Increase (decrease) in deferred tax liability	-	-	2,389	( 1,989)
Net cash provided by (used in) operating activities	<b>2,084,530</b>	<b>1,996,978</b>	<b>1,610,320</b>	<b>2,074,042</b>

(c) Non-cash financing and investing activities

Shares in Australian Ethical Investment Limited, to the value of \$15,885 (2007: \$20,949) were issued in lieu of staff bonus.

**Notes to the financial statements for the year ended 30 June 2008**

	<b>Consolidated Entity</b>		<b>Parent Entity</b>	
	<b>2008</b>	<b>2007</b>	<b>2008</b>	<b>2007</b>
	<b>\$</b>	<b>\$</b>	<b>\$</b>	<b>\$</b>
<b>Note 22 – Related party transactions</b>				
Australian Ethical Investment Limited is the ultimate parent entity and owns 100% of Australian Ethical Superannuation Pty Ltd.				
Australian Ethical Investment Limited acts as the Responsible Entity for the Australian Ethical Trusts (Australian Ethical Balanced Trust, Australian Ethical Equities Trust, Australian Ethical Income Trust, Australian Ethical Large Companies Share Trust, Australian Ethical International Equities Trust and Australian Ethical World Trust).				
Australian Ethical Superannuation Pty Ltd acts as trustee for the Australian Ethical Retail Superannuation Fund.				
Transactions between related parties are on commercial terms and conditions no more favourable than those available to other parties unless otherwise stated.				
<b>Australian Ethical Superannuation Pty Ltd</b>				
a) Transactions between Australian Ethical Investment Limited and its wholly owned entity, Australian Ethical Superannuation Pty Ltd during the financial year consisted of:				
(i) Transactions whereby Australian Ethical Investment Limited provides management services to the wholly owned entity on a cost recovery basis	-	-	<b>3,563,238</b>	2,752,622
(ii) Transactions between Australian Ethical Investment Limited and its wholly owned entity under the tax consolidation and related tax sharing agreement referred to in note 1(b).	-	-	<b>515,420</b>	452,641
(iii) Transactions whereby Australian Ethical Investment Limited collects management fee income on behalf of wholly owned entity and on-pays this management fee income to the wholly owned entity on a monthly basis.	-	-	<b>5,580,164</b>	4,521,499
(iv) Transactions whereby Australian Ethical Investment Limited receives a dividend from the wholly owned entity referred to in note 3.	-	-	<b>500,000</b>	942,248
b) Outstanding balances at balance date:				
Amounts receivable from wholly owned entity:				
Management services	-	-	-	-
Taxation	-	-	<b>119,045</b>	224,006
Amounts payable to wholly owned entity:				
Management fee income	-	-	<b>448,051</b>	461,865

**Notes to the financial statements for the year ended 30 June 2008**

	Consolidated Entity		Parent Entity	
	2008	2007	2008	2007
	\$	\$	\$	\$

**Note 22 – Related party transactions - continued**

**Australian Ethical Trusts**

a) Transactions between Australian Ethical Investment Limited, as Responsible Entity, and the Australian Ethical Trusts during the financial year consisted of:

(i) Transactions whereby Australian Ethical Investment Limited provides investment services to the Australian Ethical Trusts in accordance with the Trust Deed.

- Australian Ethical Balanced Trust	<b>4,085,481</b>	3,980,112	<b>4,085,481</b>	3,980,112
- Australian Ethical Equities Trust	<b>3,612,192</b>	3,062,362	<b>3,612,192</b>	3,062,362
- Australian Ethical Income Trust	<b>280,875</b>	242,336	<b>280,875</b>	242,336
- Australian Ethical Large Companies Shares Trust	<b>2,578,524</b>	2,309,552	<b>2,578,524</b>	2,309,552
- Australian Ethical International Equities Trust	<b>353,350</b>	11,081	<b>353,350</b>	11,081
- Australian Ethical World Trust	<b>27,055</b>	-	<b>27,055</b>	-

(ii) Transactions whereby Australian Ethical Investment Limited provides accounting services to the Australian Ethical Trusts in accordance with the Trust Deed.

- Australian Ethical Balanced Trust	<b>155,976</b>	109,596	<b>155,976</b>	109,596
- Australian Ethical Equities Trust	<b>123,000</b>	87,684	<b>123,000</b>	87,684
- Australian Ethical Income Trust	<b>49,074</b>	39,468	<b>49,074</b>	39,468
- Australian Ethical Large Companies Shares Trust	<b>77,646</b>	61,392	<b>77,646</b>	61,392
- Australian Ethical International Equities Trust	<b>56,112</b>	-	<b>56,112</b>	-
- Australian Ethical World Trust	<b>21,576</b>	-	<b>21,576</b>	-

(iii) Transactions whereby Australian Ethical Investment Limited seeks expense reimbursement from the Australian Ethical Trusts in accordance with the Trust Deed.

- Australian Ethical Balanced Trust	<b>54,023</b>	53,633	<b>54,023</b>	53,633
- Australian Ethical Equities Trust	<b>57,610</b>	51,031	<b>57,610</b>	51,031
- Australian Ethical Income Trust	<b>4,717</b>	4,077	<b>4,717</b>	4,077
- Australian Ethical Large Companies Shares Trust	<b>46,028</b>	43,916	<b>46,028</b>	43,916
- Australian Ethical International Equities Trust	<b>376</b>	14	<b>376</b>	14
- Australian Ethical World Trust	<b>5,442</b>	-	<b>5,442</b>	-

(iv) Transaction whereby Australian Ethical Investment Limited received a distribution payment from the Australian Ethical Balanced Trust

	<b>7,311</b>	6,237	<b>7,311</b>	6,237
--	--------------	-------	--------------	-------

b) Outstanding balances at balance date:

**Notes to the financial statements for the year ended 30 June 2008**

	<b>Consolidated Entity</b>		<b>Parent Entity</b>	
	<b>2008</b>	<b>2007</b>	<b>2008</b>	<b>2007</b>
	<b>\$</b>	<b>\$</b>	<b>\$</b>	<b>\$</b>
<b>Note 22 – Related party transactions - continued</b>				
Amounts receivable from the Australian Ethical Trusts in relation to investment services, accounting services and reimbursable expenses:				
- Australian Ethical Balanced Trust	<b>358,820</b>	412,430	<b>358,820</b>	412,430
- Australian Ethical Equities Trust	<b>338,548</b>	354,366	<b>338,548</b>	354,366
- Australian Ethical Income Trust	<b>31,780</b>	27,400	<b>31,780</b>	27,400
- Australian Ethical Large Companies Shares Trust	<b>218,099</b>	258,332	<b>218,099</b>	258,332
- Australian Ethical International Equities Trust	<b>48,120</b>	12,204	<b>48,120</b>	12,204
- Australian Ethical World Trust	<b>5,386</b>	-	<b>5,386</b>	-
Value of units held by Australian Ethical Investment Limited in the Australian Ethical Balanced Trust				
	<b>348,891</b>	404,626	<b>349,891</b>	404,626
Distribution receivable from AEBT	<b>7,400</b>	26,591	<b>7,400</b>	26,591
<b>Australian Ethical Retail Superannuation Fund</b>				
a) Transactions between the Consolidated entity and the Australian Ethical Retail Superannuation Fund during the financial year consisted of:				
(i) Transactions between Australian Ethical Superannuation Pty Limited and the Australian Ethical Retail Superannuation Fund related to investment services/ (rebate of investment services).				
	<b>30,175</b>	( 26,978)	-	-
Outstanding balances at balance date:				
Amounts receivable from/ (payable to ) the Australian Ethical Retail Superannuation Fund: Investment services/ (rebate of investment services fee).				
	<b>21,284</b>	( 1,465)	-	-

**Terms and conditions**

No provision for doubtful debts has been raised in relation to any outstanding balances and no expense has been recognised in respect of bad or doubtful debts due from related parties.

Outstanding balances are unsecured and are repayable in cash.



Notes to the financial statements for the year ended 30 June 2008

Note 23 - Key management personnel compensation

a) Key management personnel

Names and positions of key management personnel (directors and named executives) at any time during the financial year

Parent entity directors

Name	Position	
Pauline Vamos	Chairperson, non-executive	Resigned 31 August 2007
Caroline Le Couteur	Director, executive	
James Thier	Director, executive	
Howard Pender	Director, executive	
Naomi Edwards	Chairperson, non-executive	
Justine Hickey	Director, non-executive	Appointed 29 May 2008
Anne O'Donnell	Managing Director, executive	

Other key management personnel

Name	Position	
David Ferris	Investment manager	Resigned 28 March 2008
Gary Leckie	Chief financial officer	
Tim Xirakis	Finance Investment Manager	
Philip George	Company secretary / legal counsel	
Paul Harding Davis	Head of Distribution	

b) Key management personnel compensation

	Economic Entity		Parent Entity	
	2008	2007	2008	2007
	\$	\$	\$	\$
Short term employment benefits	1,569,475	1,355,800	1,474,892	1,264,631
Post-employment benefits	131,619	106,073	123,519	98,873
Other long-term benefits	29,635	24,593	29,635	24,593
Termination benefits	-	-	-	-
Share-based payments	142,670	73,960	142,670	73,960
Total compensation	<u>1,873,399</u>	<u>1,560,426</u>	<u>1,770,716</u>	<u>1,462,057</u>

Further key management personnel remuneration details are included in the Remuneration Report section of the Directors' Report.

c) Equity instrument disclosures relating to key management personnel

Option Holdings

Number of options held by key management personnel.

	Balance 01.07.07	Granted as Remun- eration	Options Exercised	Net Change Other	Balance 30.06.08	Total Vested 30.06.08	Total Exer- cisable 30.06.08	Total Unexer- cisable 30.06.08
<b>Parent Entity Directors</b>								
Caroline Le Couteur	6,666	1,791	(2,513)	-	5,944	-	-	5,944
James Thier	5,290	1,517	(2,058)	-	4,749	-	-	4,749
Howard Pender	3,261	1,513	(861)	-	3,913	-	-	3,913
Naomi Edwards	-	-	-	-	-	-	-	-
Pauline Vamos	-	-	-	-	-	-	-	-
Justine Hickey	-	-	-	-	-	-	-	-
Anne O'Donnell	8,780	3,025	(2,865)	-	8,940	-	-	8,940
<b>Named executives (including other key management personnel)</b>								
David Ferris	7,410	2,426	(2,551)	(7,285)	-	-	-	-
Philip George	3,906	2,469	-	-	6,375	-	-	6,375
Ruth Medd	-	-	-	-	-	-	-	-
Gary Leckie	4,105	1,767	(1,275)	-	4,597	-	-	4,597
Tim Xirakis	1,387	1,776	-	-	3,163	-	-	3,163
Paul Harding Davis	-	-	-	-	-	-	-	-
<b>Total</b>	<u>40,805</u>	<u>16,284</u>	<u>(12,123)</u>	<u>(7,285)</u>	<u>37,681</u>	<u>-</u>	<u>-</u>	<u>37,681</u>

**Notes to the financial statements for the year ended 30 June 2008**

**Note 23 - Key management personnel compensation - continued**

**Shareholdings**

Number of Shares held by key management personnel.

	Balance 01.07.07	Share in lieu of Cash Bonus	Options Exercised/ Shares Issued (1)	Net Change Other (2)	Balance 30.06.08 (3)&(4)
<b>Parent Entity Directors</b>					
Caroline Le Couteur	46,923	-	2,513	-	49,436
James Thier	62,155	-	2,058	5	64,218
Howard Pender	51,665	-	861	( 783)	51,743
Naomi Edwards	-	-	-	-	-
Pauline Vamos	-	-	-	-	-
Justine Hickey	700	-	-	-	700
Anne O'Donnell	6,117	-	2,865	-	8,982

**Named executives (including other key management personnel)**

David Ferris	5,439	-	2,551	( 888)	7,102
Phillip George	375	-	-	6	381
Ruth Medd	-	-	-	-	-
Gary Leckie	-	-	1,275	( 1,275)	-
Tim Xirakis	-	-	-	-	-
Paul Harding Davis	-	-	-	-	-
<b>Total</b>	<b>173,374</b>	<b>-</b>	<b>12,123</b>	<b>( 2,935)</b>	<b>182,562</b>

(1) The amount paid for shares issued on exercise of options is \$16.28 in all cases.

(2) Net change other refers to shares purchased or sold during the financial year.

(3) Shares issued are fully paid

(4) Balance represents shareholdings by key management personal including their related parties as required by AASB 124 Related Party Disclosures.

**Note 24 - Share based payments**

The following share-based payment arrangements existed at 30 June 2008:

On 21 September 2005, 43,664 share options were granted to non-probationary employees under the Australian Ethical Investment Limited employee share ownership plan. The options were issued for nil consideration, are not exercisable for 3 years from the date of issue, have an exercise price of \$24.82 each and a 3 month window in which to be exercised, and in most circumstances will lapse if the holder is no longer an employee of Australian Ethical Investment Limited. The options hold no voting or dividend rights.

On 22 September 2006, 45,825 share options were granted to non-probationary employees under the Australian Ethical Investment Limited employee share ownership plan. The options were issued for nil consideration, are not exercisable for 3 years from the date of issue, have an exercise price of \$32.50 each and a 3 month window in which to be exercised, and in most circumstances will lapse if the holder is no longer an employee of Australian Ethical Investment Limited. The options hold no voting or dividend rights.

On 24 September 2007, 47,255 share options were granted to non-probationary employees under the Australian Ethical Investment Limited employee share ownership plan. The options were issued for nil consideration, are not exercisable for 3 years from the date of issue, have an exercise price of \$57.57 each and a 3 month window in which to be exercised, and in most circumstances will lapse if the holder is no longer an employee of Australian Ethical Investment Limited. The options hold no voting or dividend rights.

On 24 September 2007, 302 ordinary shares were issued under the employee share ownership plan. The shares carry full dividend and voting rights and are not transferable for a period of 3 years, or until an employee leaves the company's employment whichever first occurs (In the comparative year 703 ordinary shares, with the same terms, were granted on 22 September 2006).

During October 2007 Australian Ethical Investment Limited issued 7,509 new shares at an issue price of \$52.28, under the company's Dividend Reinvestment Plan in respect of the dividend payable.

Notes to the financial statements for the year ended 30 June 2008

Note 24 - Share based payments - continued

	Consolidated Entity				Parent Entity			
	2008	Weighted Average Exercise Price \$	2007	Weighted Average Exercise Price \$	2008	Weighted Average Exercise Price \$	2007	Weighted Average Exercise Price \$
	Number of Options		Number of Options		Number of Options		Number of Options	
Outstanding at the beginning of the financial year	118,995	25.11	113,946	18.91	118,995	25.11	113,946	18.91
Granted	47,255	57.57	45,825	32.50	47,255	57.57	45,825	32.50
Forfeited	(14,991)	37.17	(6,998)	25.56	(14,991)	37.17	(6,998)	25.56
Exercised	(34,506)	52.57	(33,778)	14.11	(34,506)	52.57	(33,778)	14.11
Expired	-							
Outstanding at year-end	116,753	39.31	118,995	25.11	116,753	39.31	118,995	25.11
Exercisable at year-end	-	-	-	-	-	-	-	-

There were 34,506 options exercised during the year ended 30 June 2008. The weighted average share price calculated as at exercise dates of these options was \$52.57.

The options outstanding at 30 June 2008 had a weighted average exercise price of \$39.31 and a weighted average remaining contractual life of 1.53 years. Exercise prices range from \$24.82 to \$57.57 in respect of options outstanding at 30 June 2008

The weighted average fair value of the options granted during the year was \$8.40

This price was calculated by using the Black Scholes option pricing model applying the following inputs:

Weighted average exercise price	\$57.57
Weighted average life of the option	3.25 years
Underlying share price	\$52.00
Expected share price volatility	22.50%
Risk free interest rate	6.35%

Included under employee benefits expense in the income statement is :  
 \$15,885 (2007: \$20,949) relating to equity-settled share-based payment transactions for staff bonus; and  
 \$176,266 (2007: \$96,607) relating to options issued under the employee share ownership plan.

**Notes to the financial statements for the year ended 30 June 2008**

**Note 25 - Financial instruments**

**(a) Financial risk management**

The consolidated entity's financial instruments consist of cash and cash equivalents (note 7), trade and other receivables (note 8), financial assets (note 9) and trade and other payables (note 13).

The main purpose of these financial instruments is to finance the consolidated entity's operations. The consolidated entity has various other financial assets and liabilities such as trade receivables and trade payables, which arise directly from its operations.

**(b) Interest rate risk**

The consolidated entity's exposure to interest rate risk, which is the risk that a financial instrument's value will fluctuate as a result of changes in market interest rates and the effective weighted average interest rates on classes of financial assets and financial liabilities is as follows:

	Weighted average effective interest rate		Floating interest rate		Fixed interest rate within 1 year	
	2008	2007	2008	2007	2008	2007
	%	%	\$	\$	\$	\$
Cash and cash equivalents	7	6	2,551,938	1,672,164	-	-
Trade and other receivables				-	-	-
Financial assets	8	7	637,572	1,815,158	1,111,202	515,272
<b>Total financial assets</b>			<b>3,189,510</b>	<b>3,487,322</b>	<b>1,111,202</b>	<b>515,272</b>
Trade and other payables			-	-	-	-
<b>Total financial liabilities</b>			<b>-</b>	<b>-</b>	<b>-</b>	<b>-</b>

	Fixed interest rate within 1 to 5 years		Non-interest bearing		Total	
	2008	2007	2008	2007	2008	2007
	\$	\$	\$	\$	\$	\$
Cash	-	-	300	300	2,552,238	1,672,464
Trade and other receivables	-	-	1,812,410	1,487,185	1,812,410	1,487,185
Financial assets	94,744	158,000	-	-	1,843,518	1,988,430
<b>Total financial assets</b>	<b>94,744</b>	<b>158,000</b>	<b>1,812,710</b>	<b>1,487,485</b>	<b>6,208,166</b>	<b>5,148,079</b>
Trade and other payables	-	-	2,115,330	1,681,284	2,115,330	1,681,284
<b>Total financial liabilities</b>	<b>-</b>	<b>-</b>	<b>2,115,330</b>	<b>1,681,284</b>	<b>2,115,330</b>	<b>1,681,284</b>

**(c) Credit Risk**

The maximum exposure to credit risk, excluding the value of any collateral or other security, at balance date to recognised financial assets is the carrying amount, net of any provisions for impairment of those assets, as disclosed in the balance sheet and notes to the financial statements.

Quantitative details related to financial assets is contained in note 9.

In relation to the financial asset – loan to independent entity – disclosed at note 9, the loan agreement between the parent entity and the independent entity provides for the parent to enforce a security over the independent entity's assets should a default in loan payments occur. The independent entity has not defaulted in loan payments over the six years of the loan.

Consideration of credit risk in relation to financial assets is incorporated into the finance committee risk considerations mentioned earlier in this note. The defined investment parameters governing the approval of financial asset investments incorporates a sliding scale of risk exposure as follows:

- The maximum exposure to any one issuer is to be no greater than twenty five per cent of the portfolio;
- Minimum amount to be held in cash, AAA securities or senior bank debt is fifty per cent of the portfolio; and
- Minimum amount to be held in cash, AAA securities, senior bank debt, rated corporate debt or subordinated bank debt to be eighty per cent of the portfolio.

**(d) Liquidity risk**

The group carries no borrowing debt on the balance sheet and has sufficient reserves of cash, cash equivalents and liquid investments to assess the liquidity risk as low. The cash position and cash flows are reviewed by the finance committee to ensure regulatory and future operational requirements are catered for.

Trade and other payables are expected to be paid as follows:

	Consolidated Entity		Parent Entity	
	2008	2007	2008	2007
	\$	\$	\$	\$
Less than 6 months	1,423,862	1,248,572	1,527,614	1,437,189
6 months to 1 year	691,468	432,712	520,862	432,712
1 to 5 years	-	-	-	-
<b>Total</b>	<b>2,115,330</b>	<b>1,681,284</b>	<b>2,048,476</b>	<b>1,869,901</b>

**(e) Net Fair Values**

For other assets and other liabilities the net fair value approximates their carrying value.

Notes to the financial statements for the year ended 30 June 2008

Note 25 - Financial risk management - continued

(f) Sensitivity analysis

The group has performed a sensitivity analysis relating to its exposure to interest rate risk. This sensitivity analysis demonstrates the effect on the current year results and equity which could result from a change in the interest rate (all other variables remaining constant). The sensitivity analysis is based only on cash and investments subject to a floating interest rate.

	Consolidated Entity		Parent Entity	
	2008	2007	2008	2007
	\$	\$	\$	\$
Change in profit				
- Increase in interest rate by 2%	63,790	59,746	33,733	39,174
- Decrease in interest rate by 2%	(63,790)	(59,746)	(33,733)	(39,174)
Change in equity				
- Increase in interest rate by 2%	63,790	59,746	33,733	39,174
- Decrease in interest rate by 2%	(63,790)	(59,746)	(33,733)	(39,174)

Note 26 - Change in accounting policy

The following Australian Accounting Standards issued or amended, which are applicable to Australian Ethical Investment Limited, but are not yet effective and have not been adopted in preparation of the financial statements statements at reporting date are:

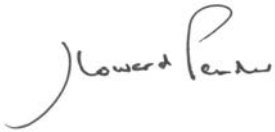
AASB Amendment	Standard Affected	Nature of Change in Accounting Policy and Impact	Application Date of the Standard	Application Date of the Company
2007-3	AASB 107: Cash Flow Statements AASB 119: Employee Benefits AASB 127: Consolidated and Separate Financial Statements AASB 134: Interim Financial Reporting AASB 136: Impairment of Assets	These amendments are necessitated by the issuance of AASB 8 Operating Segments. The amendments are mainly to ensure that terminology and references related to AASB 8 are updated in the standards affected and there will be little impact on future financial reports. There will be changes to segment information (more comprehensive) in the interim financial report.	1-Jan-09 1-Jan-09 1-Jan-09 1-Jan-09	1-Jul-09 1-Jul-09 1-Jul-09 1-Jul-09
New Standard	AASB 8: Operating Segments	The group will provide more comprehensive explicit information related to its investment management segment and its superannuation segment per the new standard. This information is implicit with this current financial report.	1-Jan-09	1-Jul-09
2007-8	AASB 101: Presentation of Financial Statements	The revised AASB 101: Presentation of Financial Statements issued in September 2007 requires the presentation of a statement of comprehensive income and makes changes to the statement of changes in equity	1-Jan-09	1-Jul-09
AASB 101	AASB 101: Presentation of Financial Statements	As above	1-Jan-09	1-Jul-09
2008-1	AASB 2: Share Based Payments	These amendments clarify that vesting conditions comprise service conditions and performance conditions only and that other features of a share-based payment transaction are not vesting conditions. They also specify that all cancellations, whether by the entity or by other parties, should be the same accounting treatment. No impact on future financial reports.	1-Jan-09	1-Jul-09

## DIRECTORS' DECLARATION

The Directors of Austalian Ethical Investment Limited declare that:

1. the financial statements and notes, as set out on pages 17 to 44 and the additional disclosures the directors' report designated as audited are in accordance with the Corporations Act 2001:
  - (a) comply with accounting standards and the Corporations Regulations 2001; and
  - (b) give a true and fair view of the financial position as at 30 June 2008 and of the performance for year ended on that date of the company and consolidated entity;
2. the Chief Executive Officer and Chief Finance Officer have each declared that:
  - (a) the financial records of the company for the financial year have been properly maintained in section 286 of the Corporations Act 2001;
  - (b) the financial statements and notes for the financial year comply with the Accounting Standards;
  - (c) the financial statements and notes for the financial year give a true and fair view.
3. in the directors' opinion there are reasonable grounds to believe that the company will be able debts as and when they become due and payable.

This declaration is made in accordance with a resolution of the Board of Directors.



Director

Dated this 26 September 2008

**INDEPENDENT AUDITOR'S REPORT TO THE MEMBERS OF  
AUSTRALIAN ETHICAL INVESTMENT LIMITED**

*Report on the Financial Report*

We have audited the accompanying financial report of Australian Ethical Investment Limited (the company) and Australian Ethical Investment Limited and controlled entity (the consolidated entity), which comprises the balance sheet as at 30 June 2008, and the income statement, statement of changes in equity and cash flow statement for the year ended on that date, a summary of significant accounting policies and other explanatory notes and the directors' declaration of the consolidated entity comprising the Company and the entity it controlled at the year's end or from to time during the financial year.

*Directors' Responsibility for the Financial Report*

The Directors of the Company are responsible for the preparation and fair presentation of the financial report in accordance with Australian Accounting Standards (including the Australian Accounting Interpretations) and the Corporations Act 2001. This responsibility includes establishing and maintaining internal controls relevant to the preparation and fair presentation of the financial report that is free from material misstatement, whether due to fraud or error; selecting and applying appropriate accounting policies; and making accounting estimates that are reasonable in the circumstances. In Note 1, the directors also state, in accordance with Accounting Standard AASB 101: Presentation of Financial Statements, that compliance with the Australian equivalents to International Financial Reporting Standards ensures that the financial report, comprising the financial statements and notes, complies with International Financial Reporting Standards.

*Auditor's Responsibility*

Our responsibility is to express an opinion on the financial report based on our audit. We conducted our audit in accordance with Australian Auditing Standards. These Auditing Standards require that we comply with relevant ethical requirements relating to audit engagements and plan and perform the audit to obtain reasonable assurance whether the financial report is free from material misstatement.

An audit involves performing procedures to obtain audit evidence about the amounts and disclosures in the financial report. The procedures selected depend on the auditor's judgment, including the assessment of the risks of material misstatement of the financial report, whether due to fraud or error. In making those risk assessments, the auditor considers internal control relevant to the entity's preparation and fair presentation of the financial report in order to design audit procedures that are appropriate in the circumstances, but not for the purpose of expressing an opinion on the effectiveness of the entity's internal control. An audit also includes evaluating the appropriateness of accounting policies used and the reasonableness of accounting estimates made by the directors, as well as evaluating the overall presentation of the financial report.

We believe that the audit evidence we have obtained is sufficient and appropriate to provide a basis for our audit opinion.

Independence

In conducting our audit, we have complied with the independence requirements of the Corporations Act 2001

*Auditor's Opinion*

In our opinion:

- (a) the financial report of Australian Ethical Investment Limited and Australian Ethical Investment Limited and Controlled Entity is in accordance with the Corporations Act 2001, including:
  - (i) giving a true and fair view of the Company's and Consolidated Entity's financial position as at 30 June, 2008 and of their performance for the year ended on that date; and
  - (ii) complying with Australian Accounting Standards (including the Australian Accounting Interpretations) and the Corporations Regulations 2001.
- (b) the financial report also complies with International Financial Reporting Standards as as disclosed in Note 1.

*Report on the Remuneration Report*

We have audited the Remuneration Report included in (pages 7 to 14) of the directors' report for the year ended 30 June, 2008. The directors of the Company are responsible for the preparation and presentation of the Remuneration Report in accordance with section 300A of the Corporations Act 2001. Our responsibility is to express an opinion on the Remuneration Report, based on our audit conducted in accordance with Australian Auditing Standards.

*Auditor's Opinion*

In our opinion the Remuneration Report of Australian Ethical Investment Limited for the year ended 30 June 2008, complies with section 300A of the Corporations Act 2001.



**THOMAS DAVIS & CO.**



**P.L. WHITEMAN          PARTNER**

**Chartered Accountants**

SYDNEY,

26 September, 2008

Liability limited by a scheme approved under Professional Standards Legislation